




TRAFNIDIAETH CYMRU  
TRANSPORT FOR WALES

# A guide to our fleet of trains

## Fleet Accessibility Specifications

Issued October 2021  
TfWxx/xx



## Contents

<a href="#"><u>Welcome</u></a>	2
<a href="#"><u>Class 150</u></a>	5
<a href="#"><u>Class 153</u></a>	9
<a href="#"><u>Class 158</u></a>	13
<a href="#"><u>Class 170</u></a>	17
<a href="#"><u>Class 175</u></a>	22
<a href="#"><u>Class 769</u></a>	27
<a href="#"><u>Mark 4 Coach</u></a>	32
<a href="#"><u>Class 230</u></a>	36
<a href="#"><u>Class 197</u></a>	40
<a href="#"><u>Class 231 Flirt</u></a>	46
<a href="#"><u>Class 756 Flirt</u></a>	50
<a href="#"><u>Class 398 Citylink</u></a>	55
<a href="#"><u>Summary</u></a>	59

## 1. Welcome on board

This document provides an overview of Transport for Wales' current and future fleet of trains, detailing the facilities available on board for persons with reduced mobility.

A new fleet of trains will gradually be introduced between now and 2023. Details will be included within this document as and when each type of train is refurbished or withdrawn and replaced.

### Assisted Travel Team

Our Assisted Travel Team can provide advice, book assistance and arrange tickets for your journey, regardless of train operator. They can be contacted on 033 300 50 501 between 08:00 and 22:00 every day except Christmas Day. The Next Generation Text service number for people with hearing and speech difficulties is 18001 033 300 50 501.

## Assistance during your journey

Should you require assistance with boarding and alighting the train, this will be provided by the conductor on the train or by station staff where staff are present. Details of which stations have staff and the times they are available to assist can be found in our booklet 'Making Rail Accessible - helping older and disabled passengers.'

## Wheelchairs and powered mobility scooters on trains

We can accommodate wheelchairs and powered mobility scooters with dimensions of up to 700mm x 1200mm (including footplates), with a turning radius of 900mm, and a maximum combined weight (wheelchair and passenger) of 300kg. Please check the dimensions of your wheelchair and powered mobility scooter before travel to avoid disappointment if they cannot be carried on the train.

## Universal toilets on-board

Accessible toilets are available most of our services, but not every carriage. Please check with railway staff or door signs to ensure you access the right part of the train.

Universal toilets can be found on all services excluding some Class 153 units. If you would like further information to determine which services are operated by these trains, please visit the Class 153 page within this document.

## Dimensions of on-board universal toilets

Units that have a universal toilet on board for passengers with reduced mobility have a door width of 800mm, unless otherwise stated. Please see the specific class of train within this document for further details.

Please note that these dimensions may differ from fleet to fleet. Class 158 has a smaller universal accessible toilet and limited room to manoeuvre a wheelchair. For further information please visit the Class 158 page

within this document. If you would like further assistance to determine which services are operated by these trains, please contact the Assisted Travel team. They can assist in planning your journey and can suggest alternative services for you.

## Alternative Formats

All our documentation conforms to the Welsh language standards/Welsh language Act and are available Bilingually.

Alternative formats of all our documents are free of charge, from the Customer Relations team. The team can provide alternative formats such as large print, Braille or audio versions.

We will provide the large-print document within seven days of receiving your request, and any other formats as soon as possible.

If you would like copies of these guides or any other TfW publications in an alternative format, please contact us in the following ways:

Telephone the Customer Relations team on 0333 3211 202

Lines are open from 08:00 - 20:00 Monday to Saturday and 11:00 to 20:00 on Sundays

Contact us online by filling out a feedback form on [www.tfw.wales/contact-us](http://www.tfw.wales/contact-us)

Write to us at:

- Customer Relations,  
Transport for Wales Rail Limited,  
3 Llys Cadwyn, Pontypridd, CF37 4TH

TfW Social Media, follow:

- Twitter @TfWrail
- Instagram @TfWrail
- Facebook @TfWrail

For information on passenger assistance, please visit

[www.tfw.wales/passenger-assistance](http://www.tfw.wales/passenger-assistance)

For delay compensation, please visit

[www.tfw.wales/delay-repay-compensation](http://www.tfw.wales/delay-repay-compensation)

Additional contact details can be found at

[www.tfw.wales/contact-us](http://www.tfw.wales/contact-us)

# Class 150



## Current fleet

Class 150s are two carriage diesel trains

Year built 1987

Number in fleet 36

9 of the Class 150 fleet have recently been fitted with Automated Passenger Counting (APC), which monitors the business of each service

## Accessibility



Access ramp

Yes



Assistance button

No



Priority seating

Yes



Wheelchair users' space

2



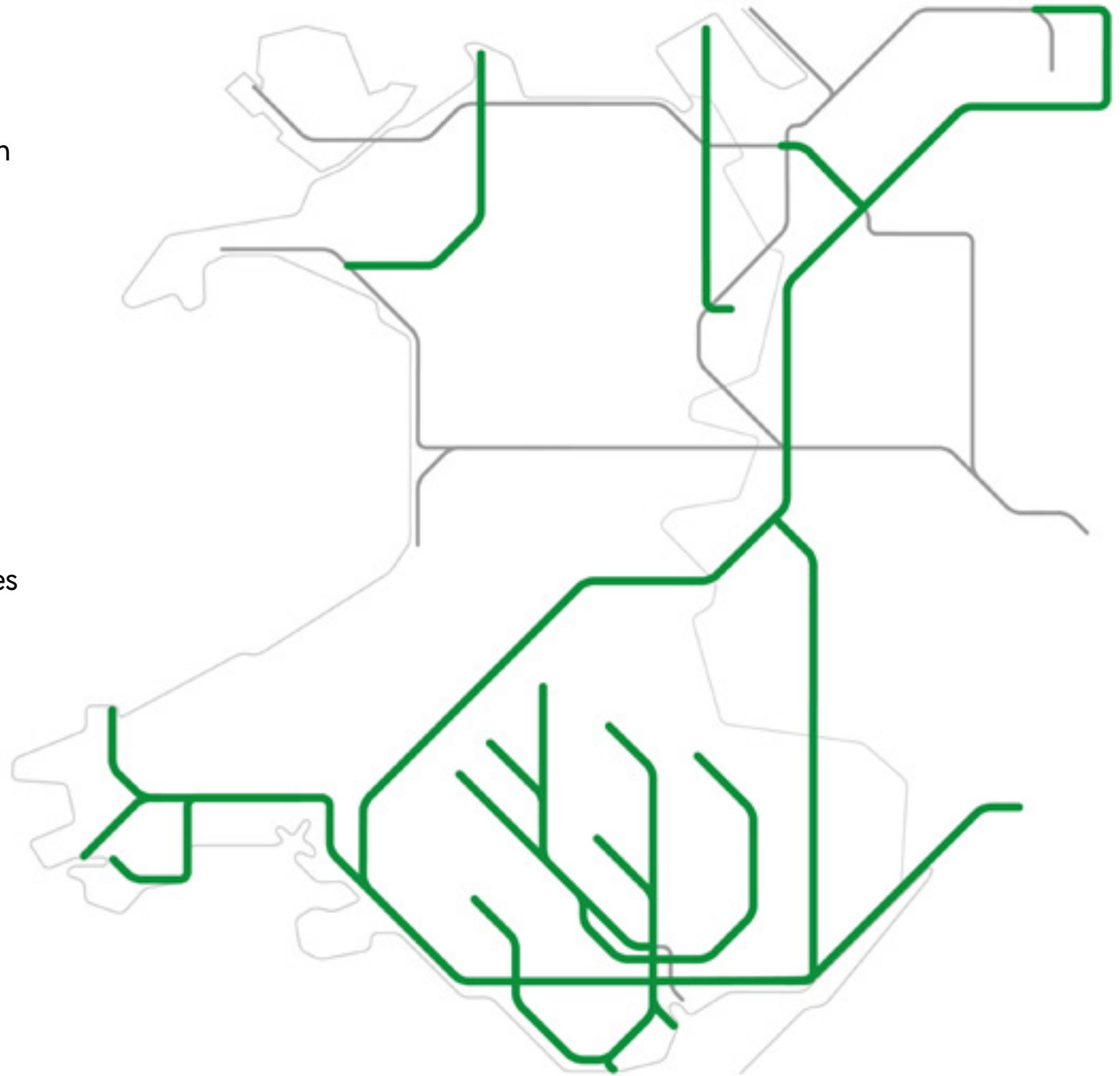
Wheelchair accessible toilet  
Door width (mm)

1  
825











# Routes


- Heart of Wales line
- West Wales - Swansea - Cardiff
- Llandudno - Llandudno Junction
- Llandudno Junction - Blaenau Ffestiniog
- Wrexham - Bidston
- All Valleys routes & City Line
- Maesteg - Ebbw Vale and Cheltenham
- Crewe - Chester
- South Wales - Manchester Piccadilly

These are the most common routes but they are subject to change.



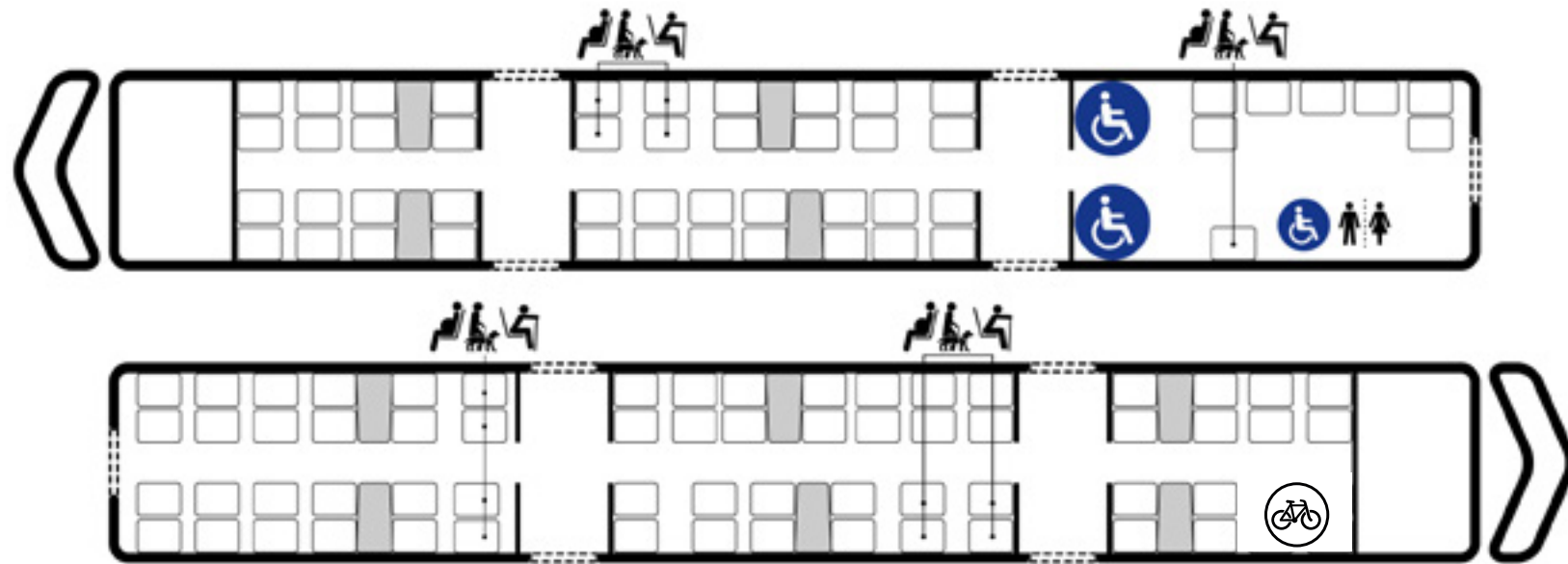
# What's inside

	Bicycle space	4
	Charging sockets	Yes
	Public Address	Yes
	Seats	108
	Seats - additional tip-up	36
	Seats - priority	Yes
	Toilet - wheelchair accessible	1
	Visual Information Screens	Yes
	Wheelchair users' space	2
	Wi-Fi	Yes





# Carriage layout





# Class 153



## Current fleet

Class 153s are single carriage diesel trains

Year built 1987 - 1988

Number in fleet 26

Fleet refurbishment is currently in progress and is due to be completed by the end of 2021 for 13 trains

## Accessibility



Access ramp

Yes



Assistance button

No



Priority seating

Yes



Wheelchair users' space (non- refurbished)  
Wheelchair users' space (refurbished)

0

2



Toilet - wheelchair accessible  
(non-refurbished & PRM Lite)  
(refurbished)

0

1

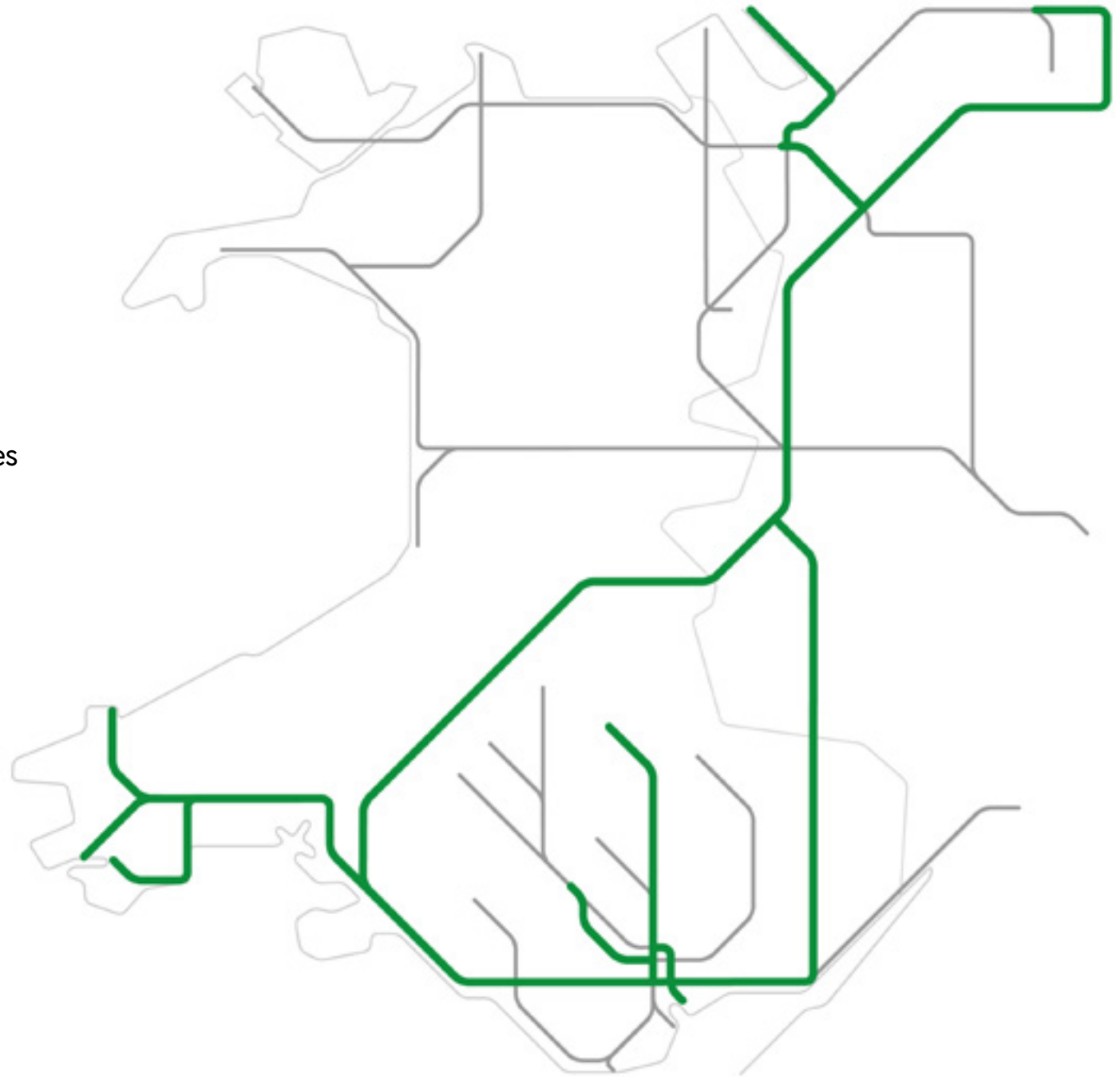
Door width (mm)

820











# Routes

- Heart of Wales
- West Wales - Swansea - Cardiff  
- Shrewsbury - Crewe
- Cardiff Bay Shuttles
- Chester - Liverpool Lime St
- Crewe - Chester
- City Line
- Rhymney - Cardiff
- South Wales  
- Manchester Piccadilly

These are the most common routes but they are subject to change.



# What's inside

	Bicycle space	2
	Charging sockets	
	• (non-refurbished)	No
	• (refurbished)	Yes
	Public Address	Yes
	Seats	56
	Seats - additional tip-up	3
	Seats - priority	Yes
	Toilet - wheelchair accessible	
	• (non-refurbished & PRM Lite)	0
	• (refurbished)	1
	Visual Information Screens	
	• (non-refurbished)	No
	• (refurbished)	Yes
	Wheelchair users' space	
	• (non-refurbished)	0
	• (refurbished)	2
	Wi-Fi	
	• (non-refurbished)	No
	• (refurbished)	Yes



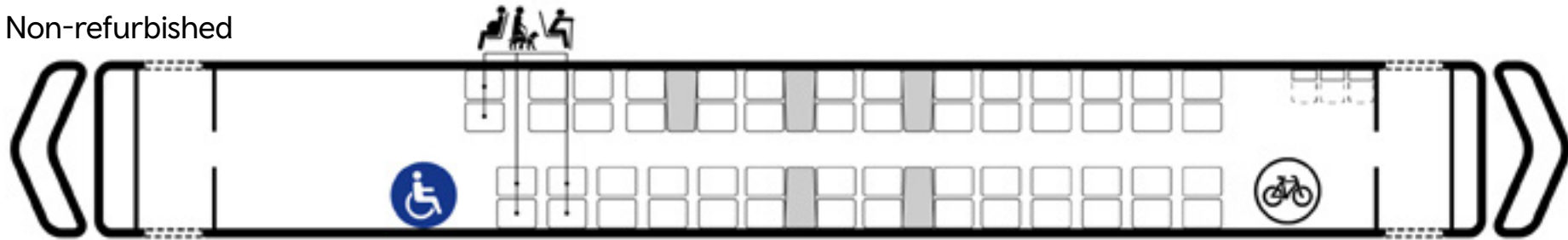
Universal toilet

## Refurbishment notes:

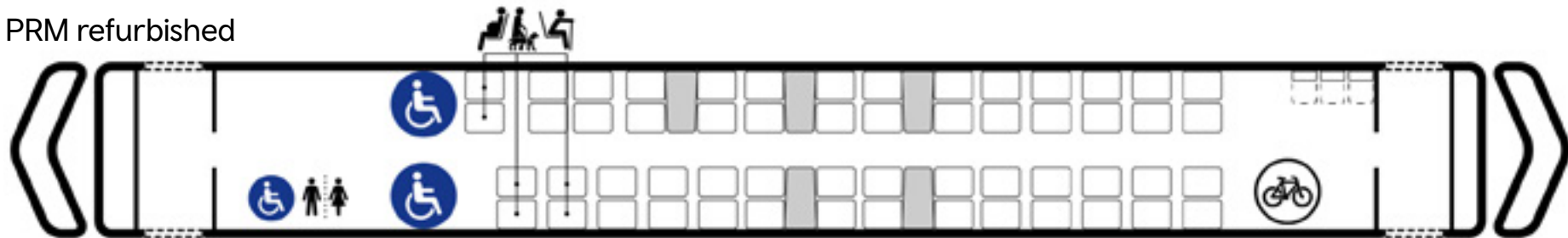
The 13 refurbished units have been fitted with wheelchair spaces and a universal toilet for people with reduced mobility. Of the remaining 13 units, 9 will be modified to be 'PRM Lite' whereby fitted with wheelchair spaces only. The remaining 4 units are awaiting confirmation if these will also be 'PRM Lite'

# Carriage layout

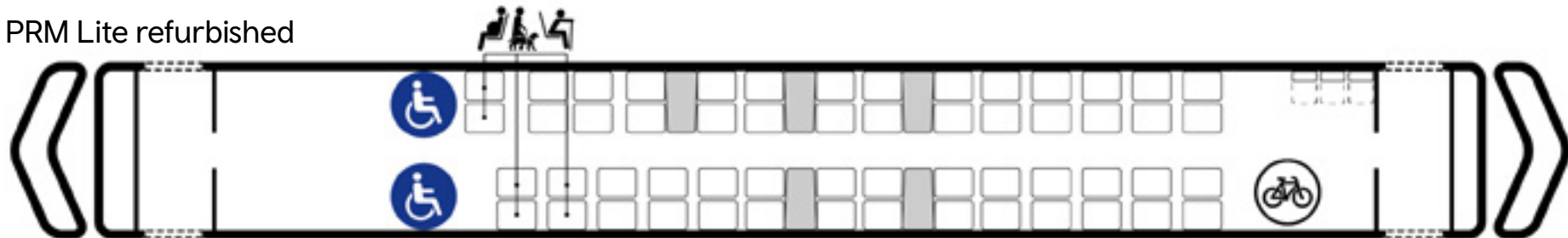
Non-refurbished



PRM refurbished



PRM Lite refurbished



# Class 158



## Current fleet

Class 158s are two carriage diesel trains

Year built 1989 - 1992

Number in fleet 24

Please note, Class 158s have a smaller universal accessible toilet and limited room to manoeuvre a wheelchair.

## Accessibility



Access ramp

Yes



Assistance button

No



Priority seating

Yes



Wheelchair users' space

2



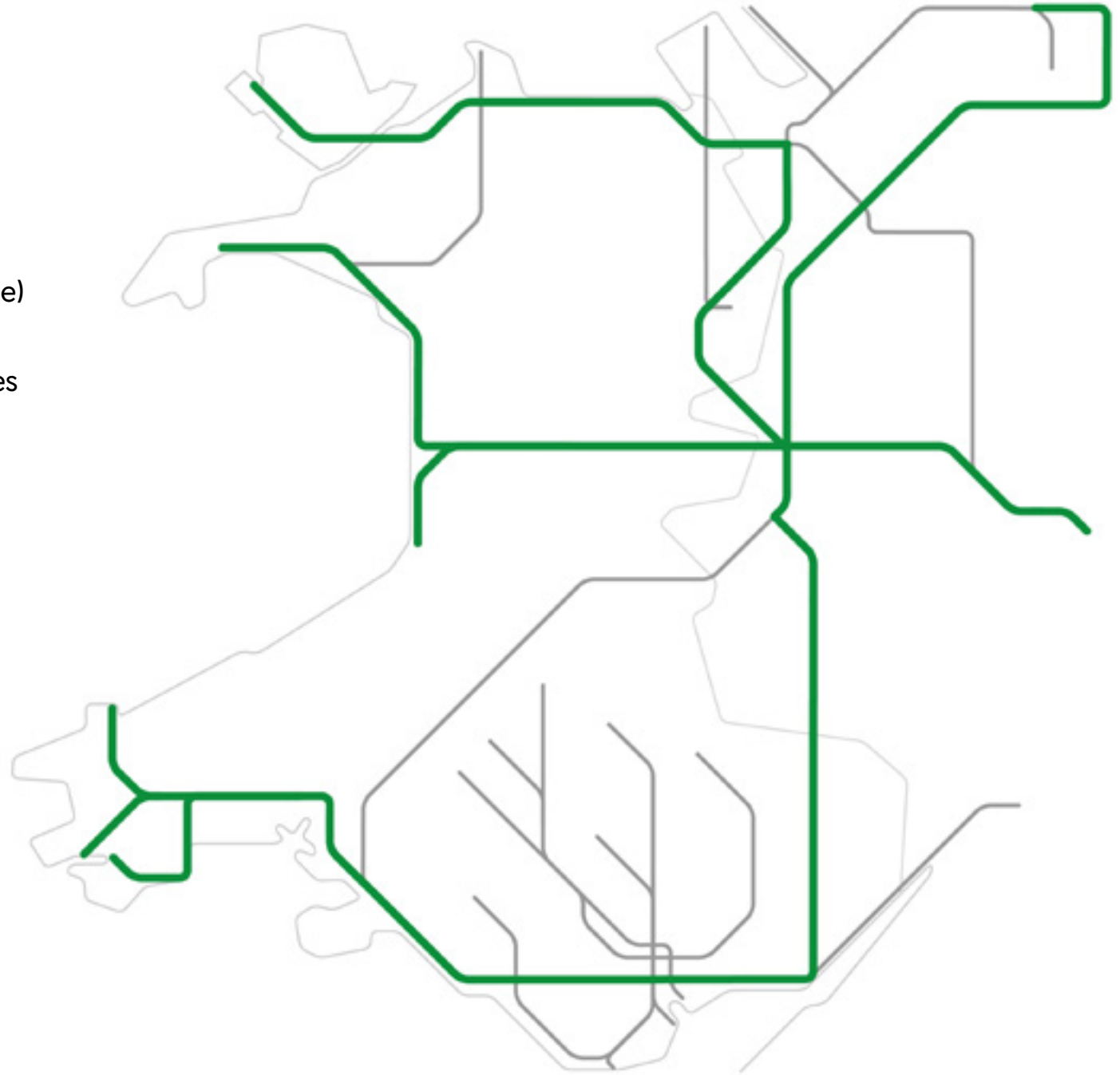
Toilet - wheelchair accessible  
Door width (mm)

1  
780

# Routes












- West Wales - Manchester
- West Wales - Holyhead
- Shrewsbury - Wolverhampton and Birmingham
- Shrewsbury - Cambrian Coast Line (these are the only trains used on the Cambrian Coast Line)
- North Wales Coast Line

These are the most common routes but they are subject to change.





# What's inside

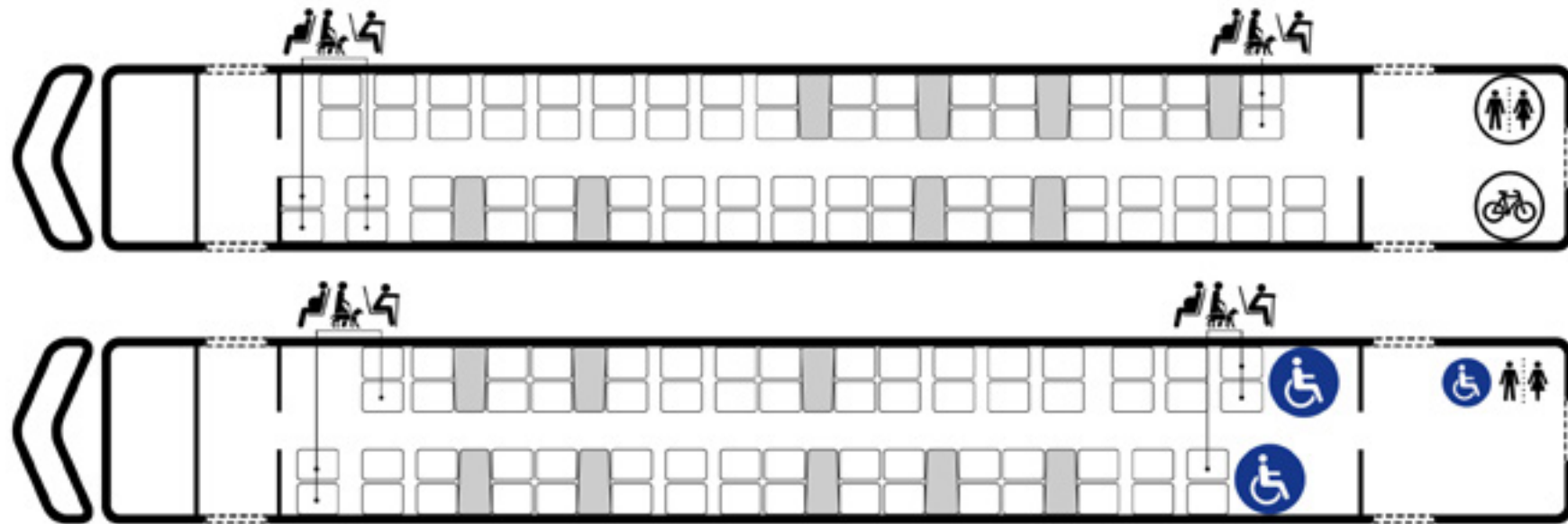
	Bicycle space	2
	Catering - at seat (selected services only)	Yes
	Charging sockets	Yes
	Public Address	Yes
	Seats	134
	Seats - priority	Yes
	Toilet - wheelchair accessible	1
	Toilet - not wheelchair accessible	1
	Visual Information Screens	Yes
	Wheelchair users' space	2
	Wi-Fi	Yes



Universal toilet



# Carriage layout








# Class 170



## Current fleet

Class 170s are two and three carriage diesel trains	
Year built	1998 - 2005
Number in fleet	12
• two carriages	4
• three carriages	8

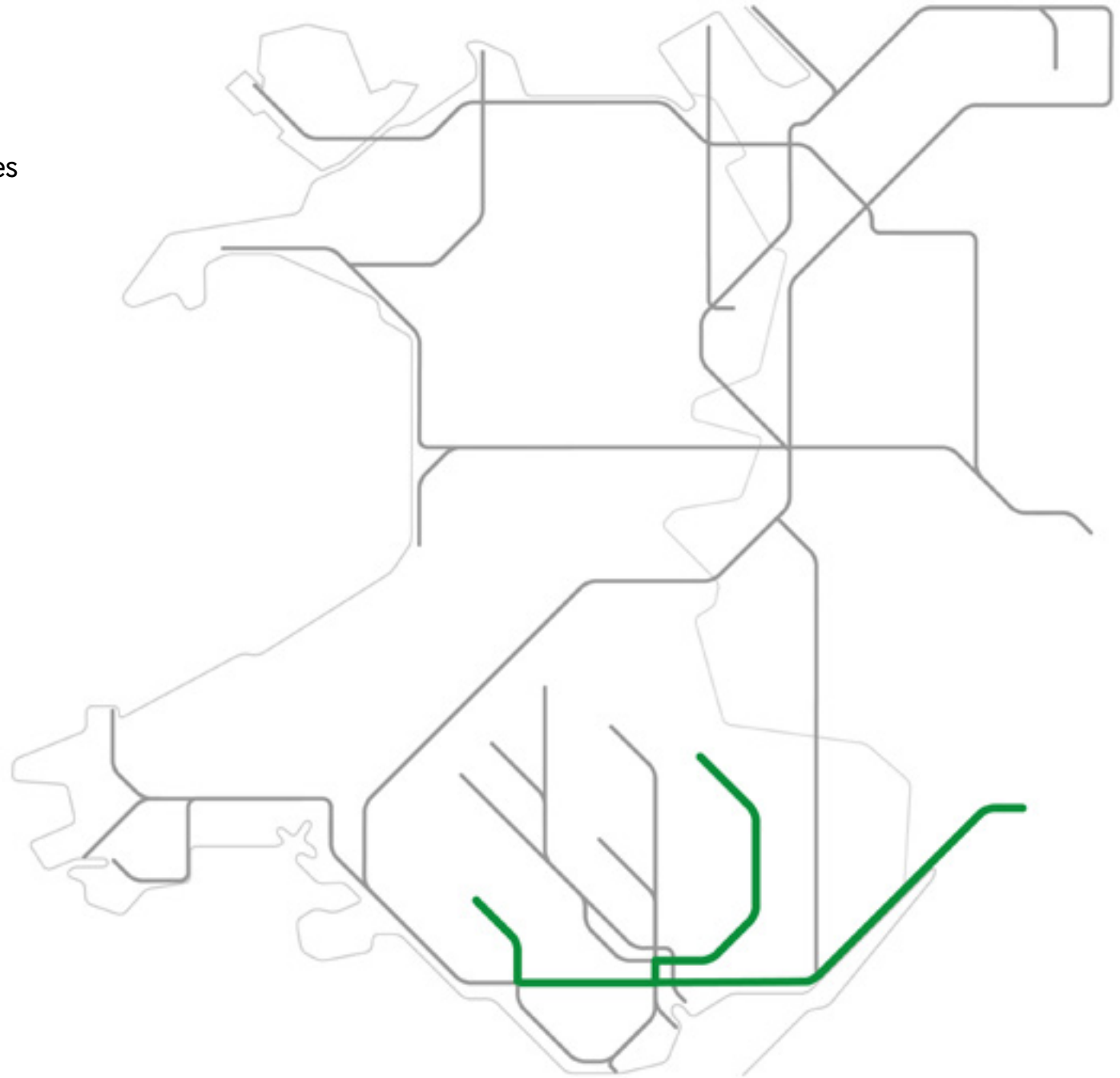
## Accessibility

	Access ramp	Yes
	Assistance button	No
	Priority seating	Yes
	Wheelchair users' space	2
	Toilet - wheelchair accessible	1
	Door width (mm)	970












# Routes

- Maesteg - Ebbw Vale and Cheltenham

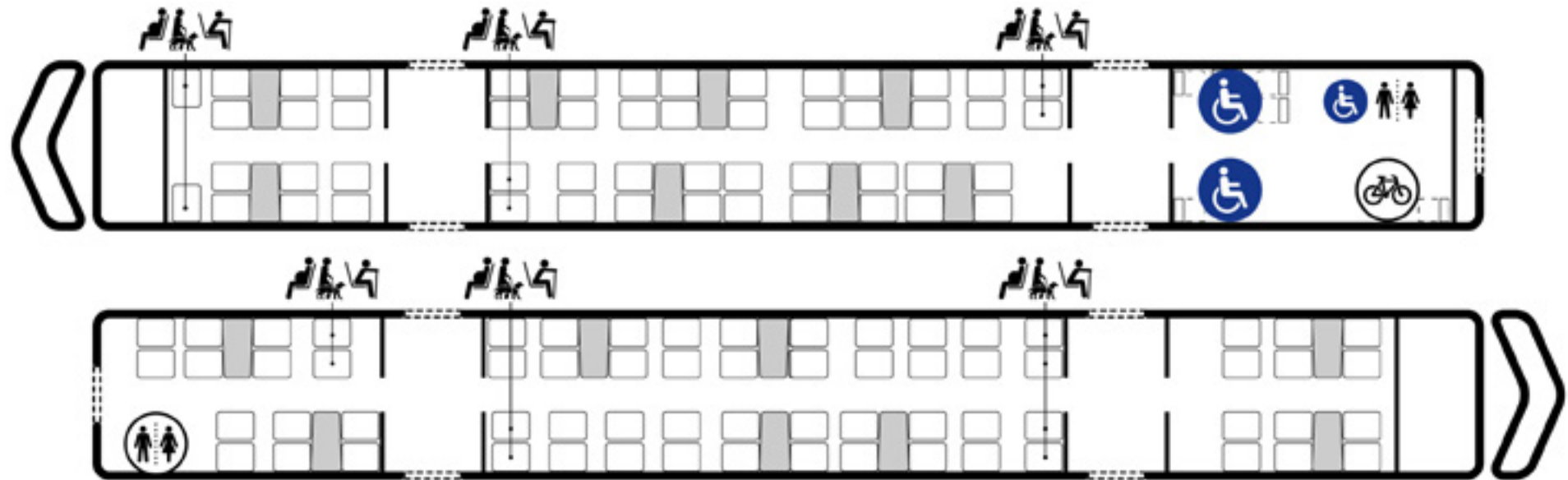
These are the most common routes but they are subject to change.



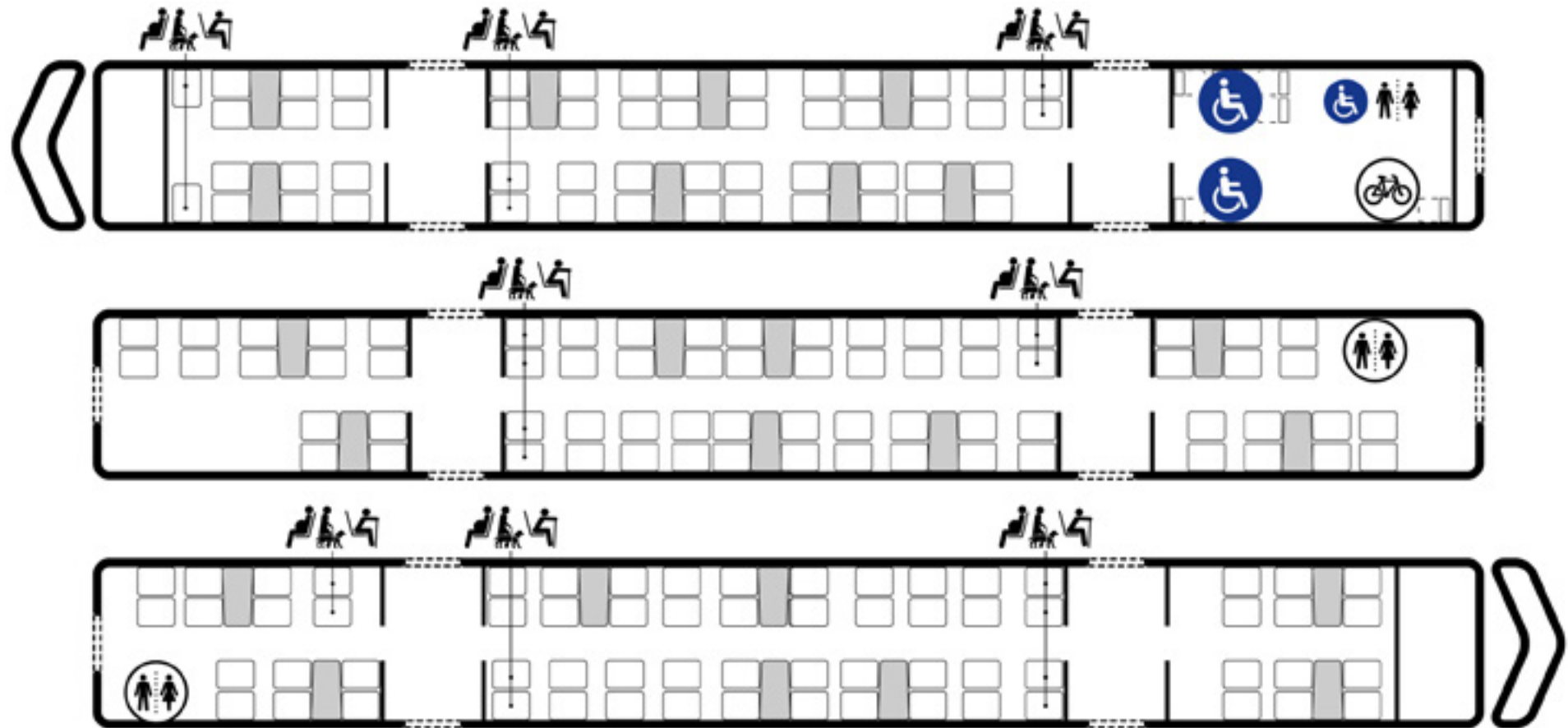
# What's inside

	Bicycle space	2		Toilet - wheelchair accessible	1
	Charging sockets	Yes		Toilet - not wheelchair accessible	1
	Public Address	Yes		• two carriages	2
	Seats			Visual Information Screens	Yes
	• two carriages	126		Wheelchair users' space	2
	• three carriages	187		Wi-Fi	No
	Seats - additional tip-up	5			
	Seats - priority	Yes			

## Carriage layout - Class 170 two carriages



## Carriage layout - Class 170 three carriages








# Class 175



## Current fleet

Class 175s are two and three carriage diesel trains	
Year built	1999 - 2001
Number in fleet	27
• two carriages	11
• three carriages	16

## Accessibility

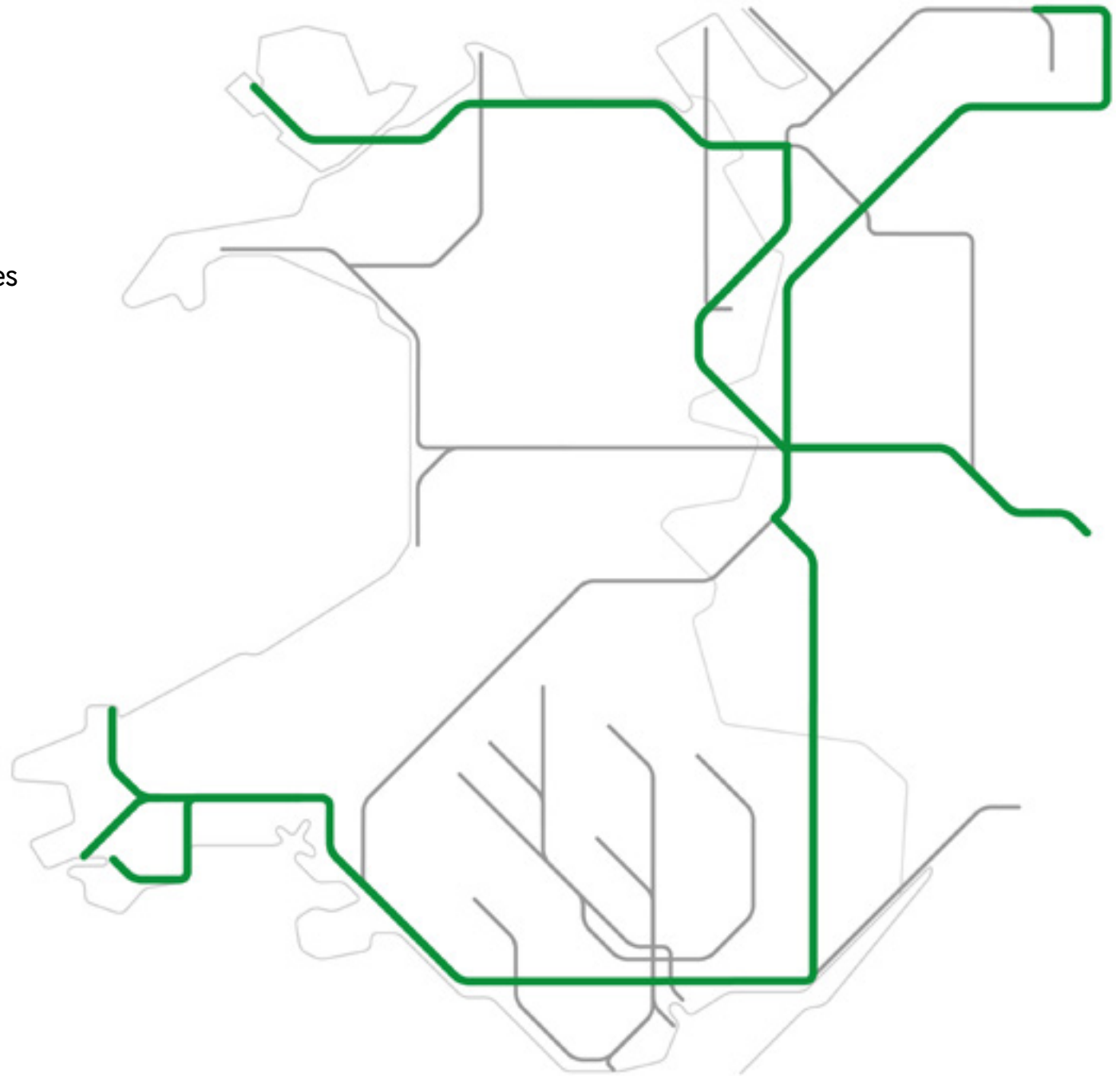
	Access ramp	Yes
	Assistance button	No
	Priority seating	Yes
	Wheelchair users' space	2
	Toilet - wheelchair accessible	1
	Door width (mm)	900













# Routes



- West Wales - Manchester
- West Wales - Holyhead
- Shrewsbury - Wolverhampton and Birmingham
- North Wales Coast Line

These are the most common routes but they are subject to change.



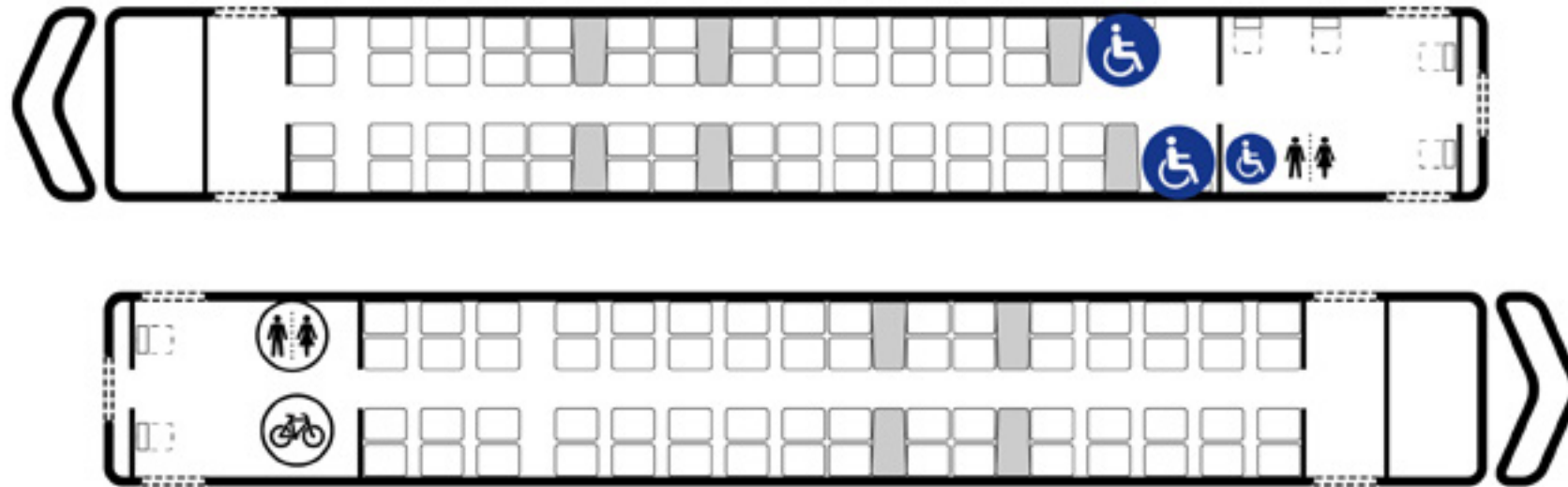
# What's inside

	Bicycle space	2
	Catering - at seat (selected services only)	Yes
	Charging sockets	Yes
	Public Address	Yes
	Seats	
	• two carriages	122
	• three carriages	190
	Seats - additional tip-up	
	• two carriages	6
	• three carriages	8
	Seats - priority	Yes
	Toilet - wheelchair accessible	1
	Toilet - not wheelchair accessible	
	• two carriages	1
	• three carriages	2
	Visual Information Screens	Yes

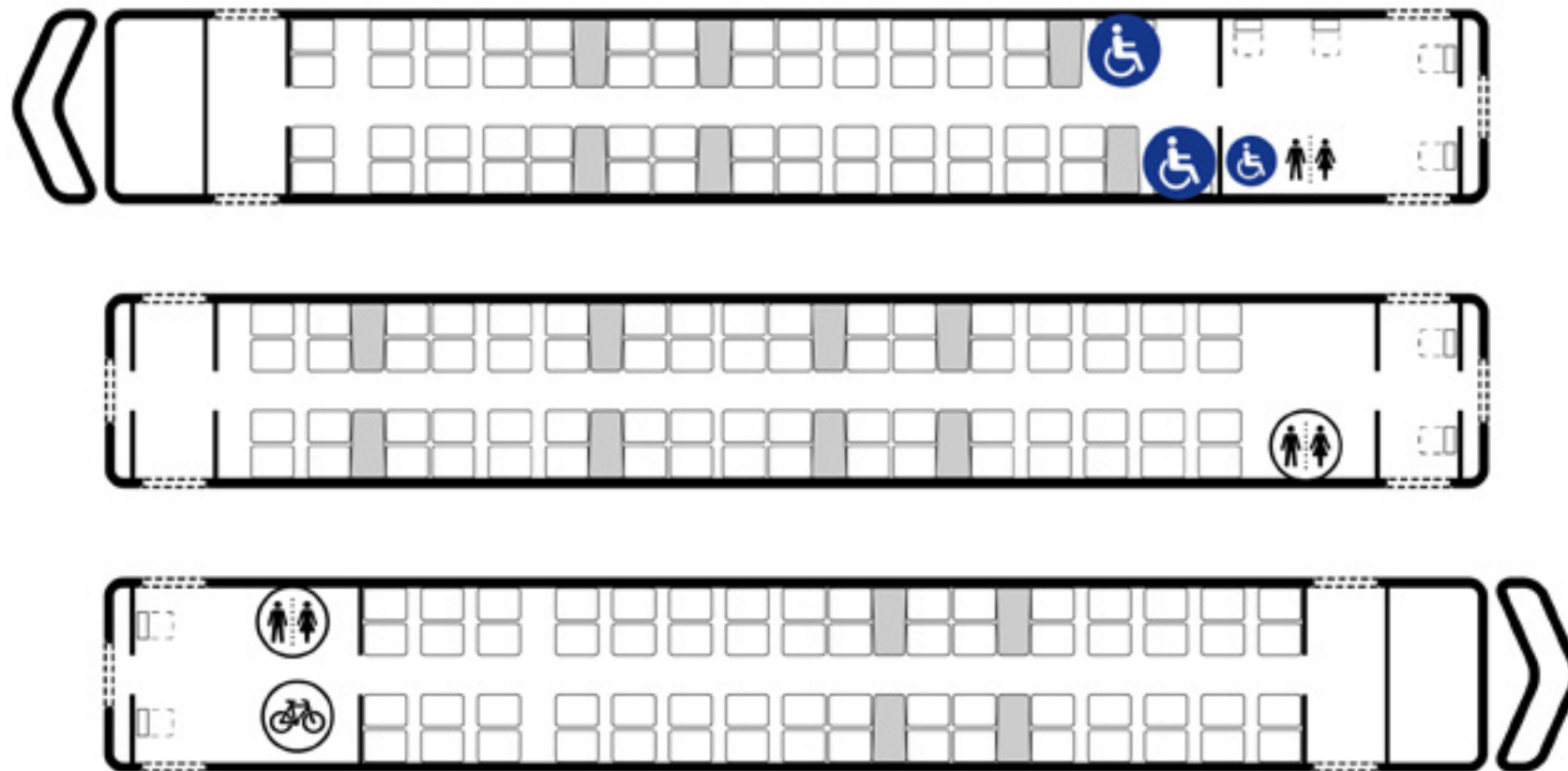
	Wheelchair users' space	2
	Wi-Fi	Yes



## Carriage layout - Class 175 two carriages



## Carriage layout - Class 175 three carriages



# Class 769



## Current fleet

Class 769s are four carriage bi-mode trains using diesel and electric.

There are two sub-classes: 769/0 and 769/4

Year built 1987 - 1988  
(Class 319 EMU converted to Class 769 DEMU in 2019)

Number in fleet	9
• 769/0	5
• 769/4	4

## Accessibility



Access ramp

Yes



Assistance button

Yes



Priority seating

Yes



Wheelchair users' space

2



Toilet - wheelchair accessible  
Door width (mm)

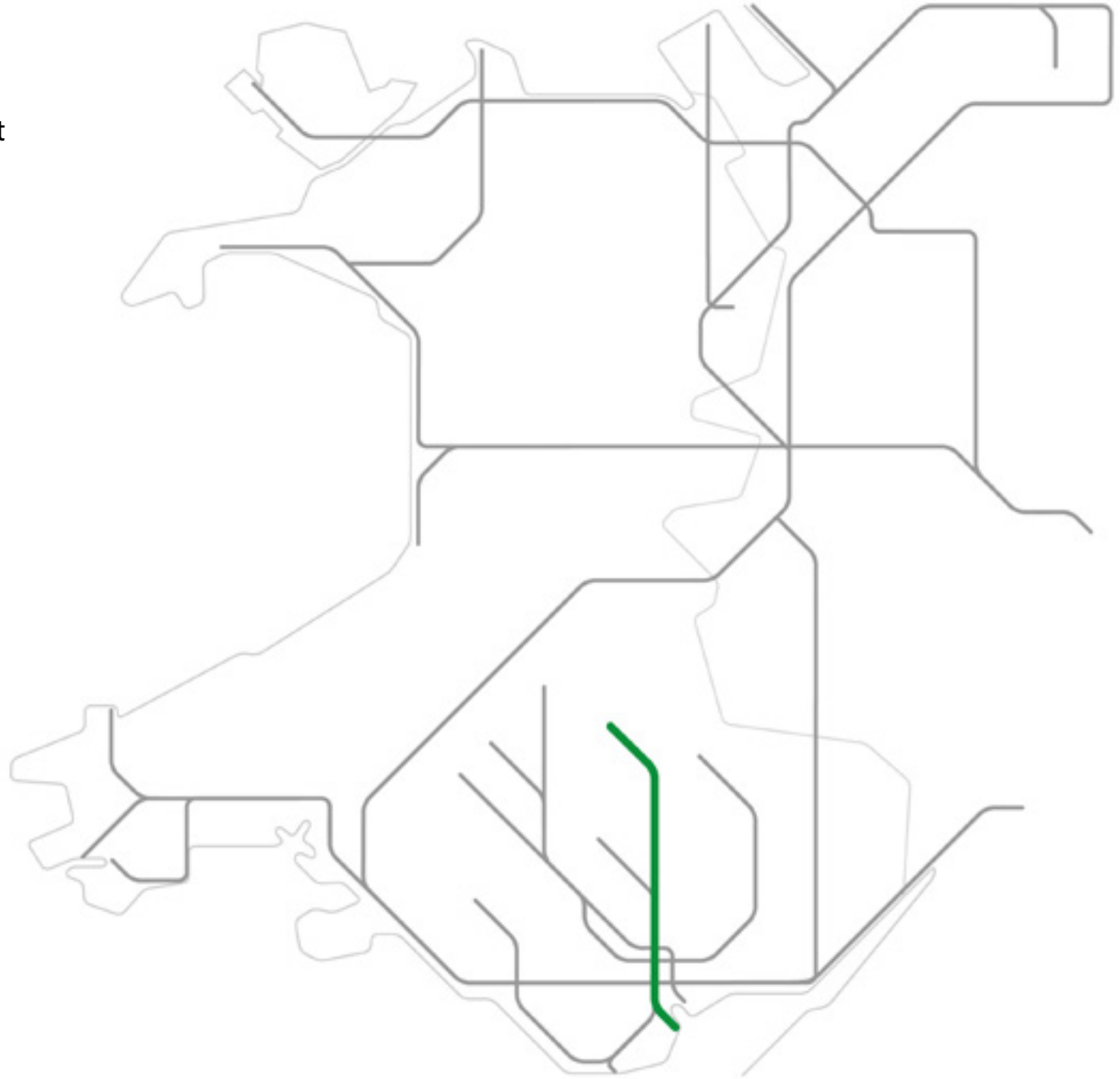
1

825

# Routes











- Rhymney - Penarth

This is the most common route but is subject to change.





# What's inside

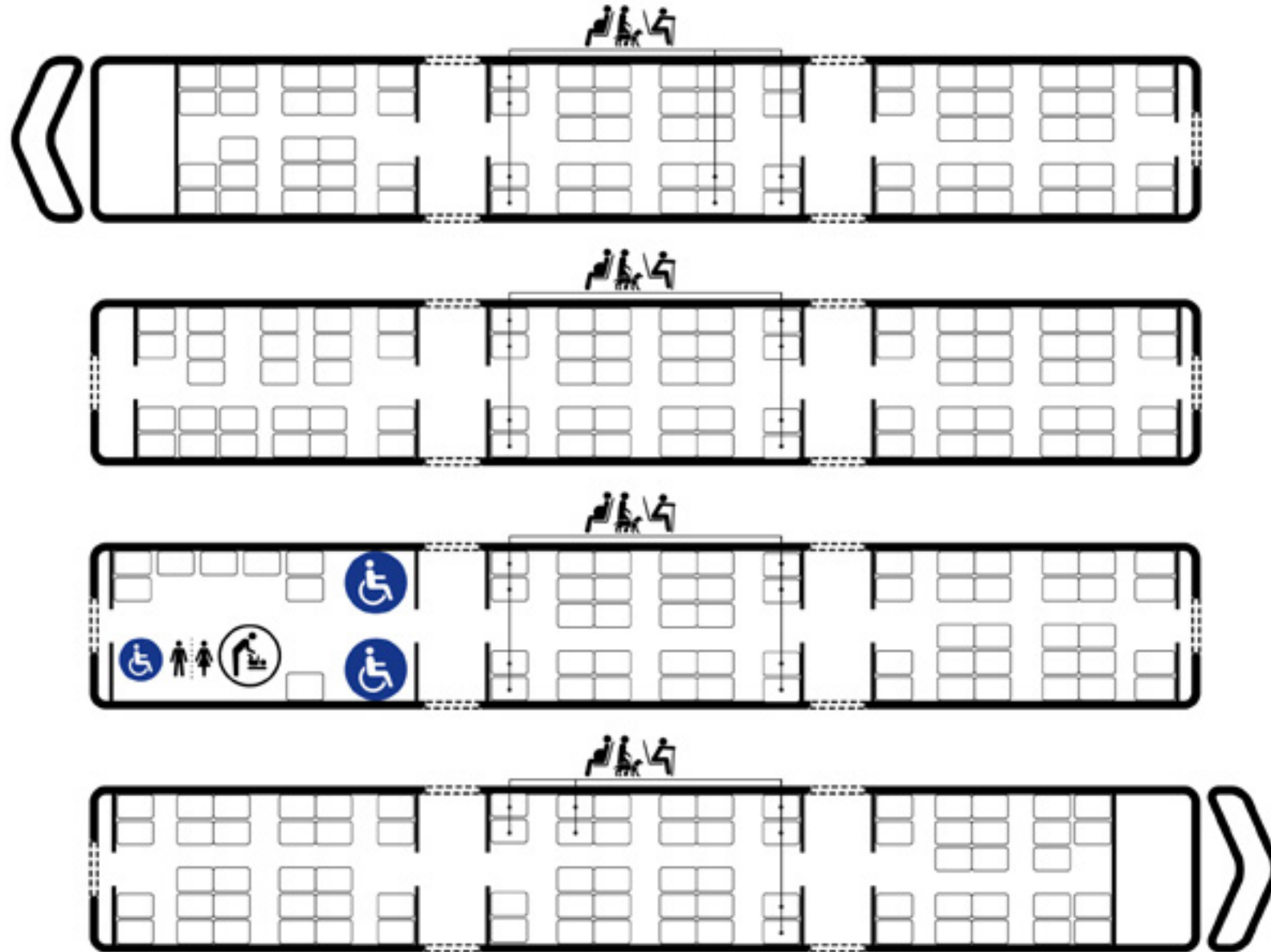
	Baby changing	Yes
	Bicycle space	2
	Not dedicated, use flexible space	
	Charging sockets	Yes
	Public Address	Yes
	Seats	
	• 759/0	303
	• 769/4	268
	Seats - priority	Yes
	Toilet - wheelchair accessible	1
	Visual Information Screens	Yes
	Wheelchair users' space	2
	Wi-Fi	Yes



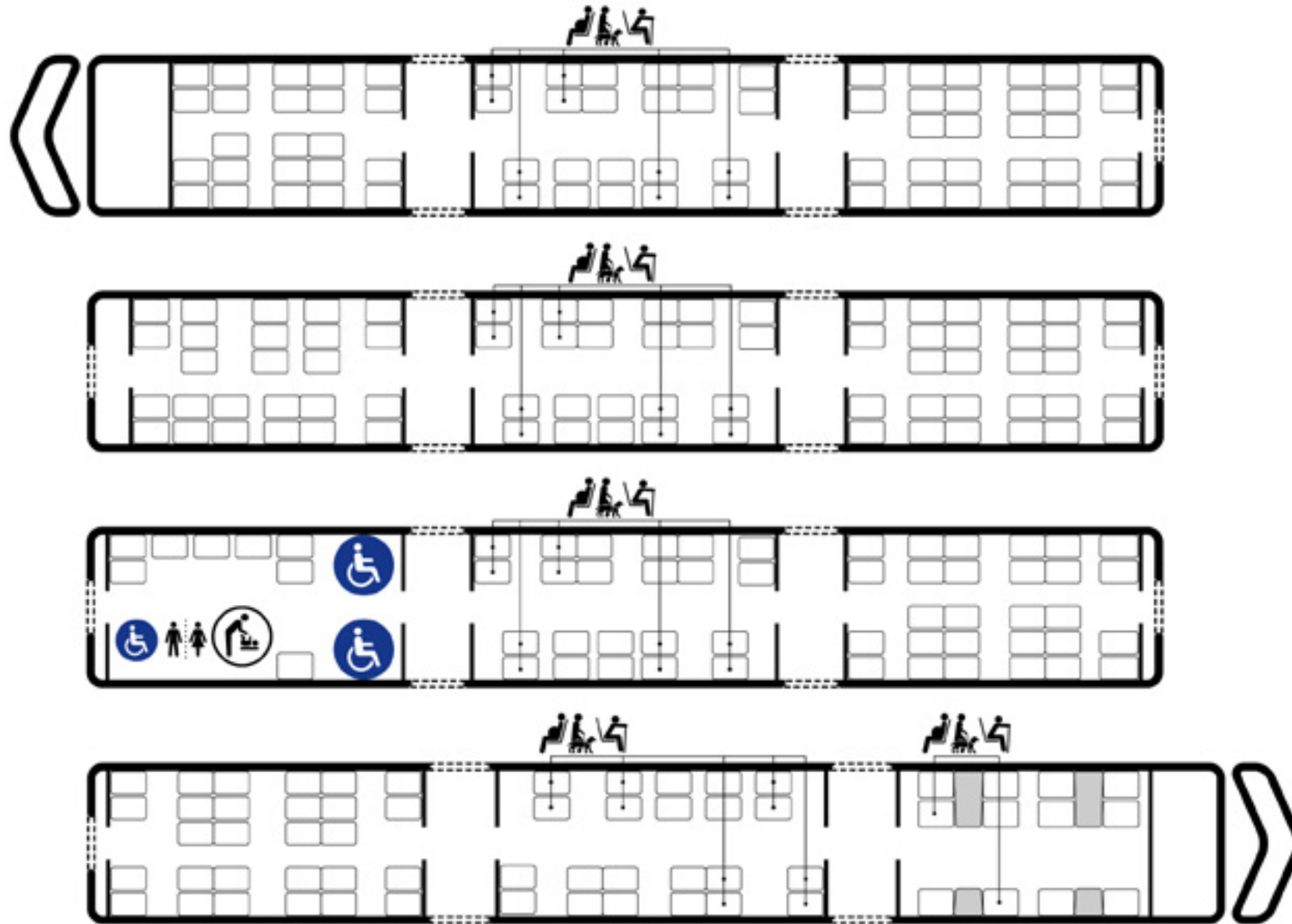
Universal toilet



## Carriage layout - Class 769/0



## Carriage layout - Class 769/4



# Mark 4

## Coach



### Future fleet

Mark 4 Coaches are locomotive-hauled coaches.

Year built 1989 - 1992

Year to be introduced 2021

Number in fleet 12 coaches, making up 3 trains

### Accessibility



Access ramp

Yes



Assistance button

Yes



Priority seating

Yes



Wheelchair users' space

2



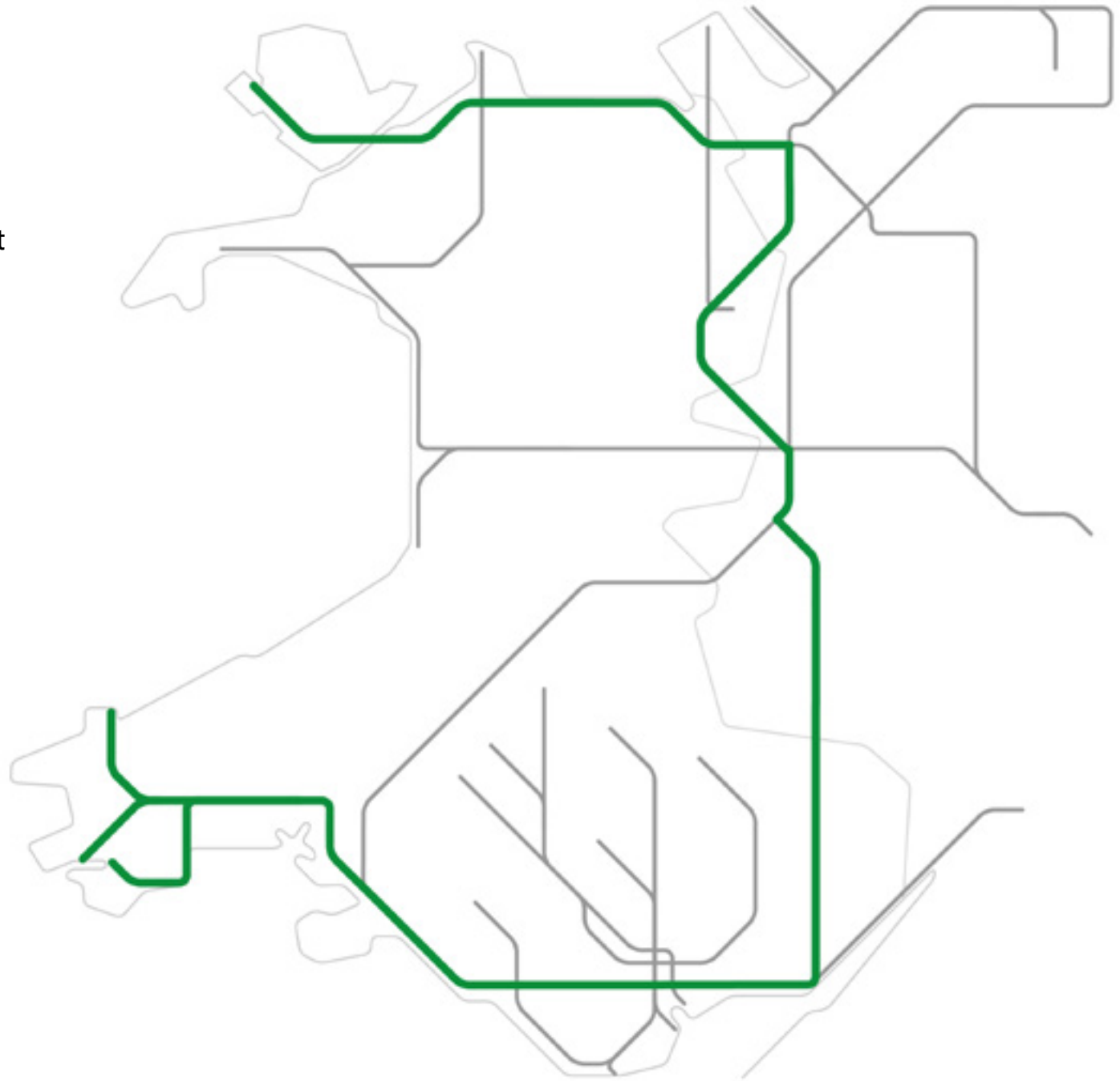
Toilet - wheelchair accessible  
Door width (mm)

1  
800
















# Routes

- Cardiff - Holyhead
- Future plans to run Swansea - Manchester Piccadilly (from December 2022)

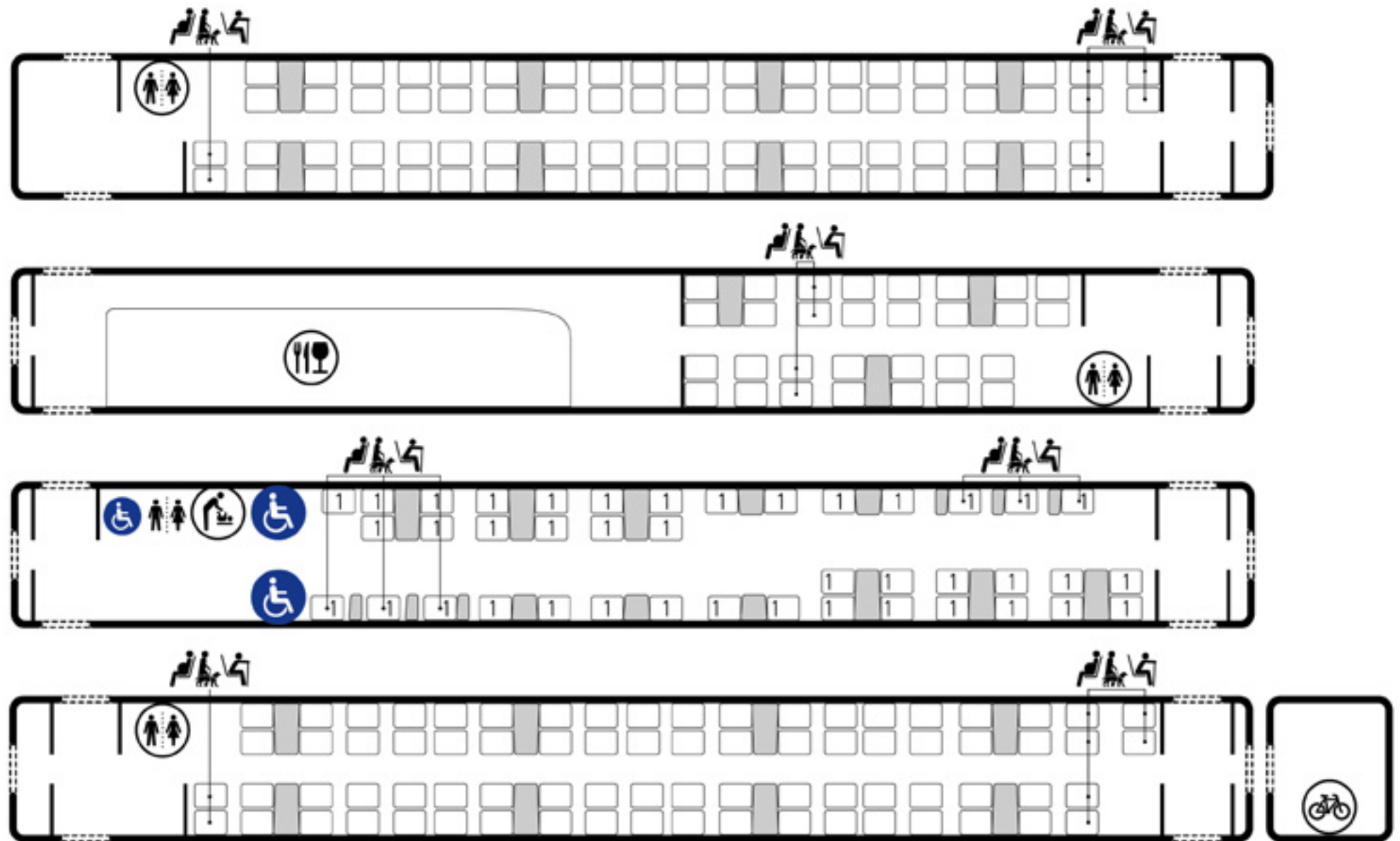
This is the most common route but is subject to change.



# What's inside

	Baby changing	Yes		Seats - priority	Yes
	Bicycle space	4		Toilet - wheelchair accessible	1
	Capacity	222		Toilet - not wheelchair accessible	3
	Catering - at seat (selected services only)	Yes		Visual Information Screens	Yes
	Charging sockets	Yes		Wheelchair users' space	2
	Public Address	Yes		Wi-Fi	Yes
	Restaurant car	Yes			
	Seats - standard class	182			
	Seats - first class	40			

# Carriage layout



# Class 230








## Current fleet

Class 230s are three carriage bi-mode trains using diesel and battery.

Year built	2019 - 2020
Year to be introduced	TBC
Number in fleet	5

## Accessibility

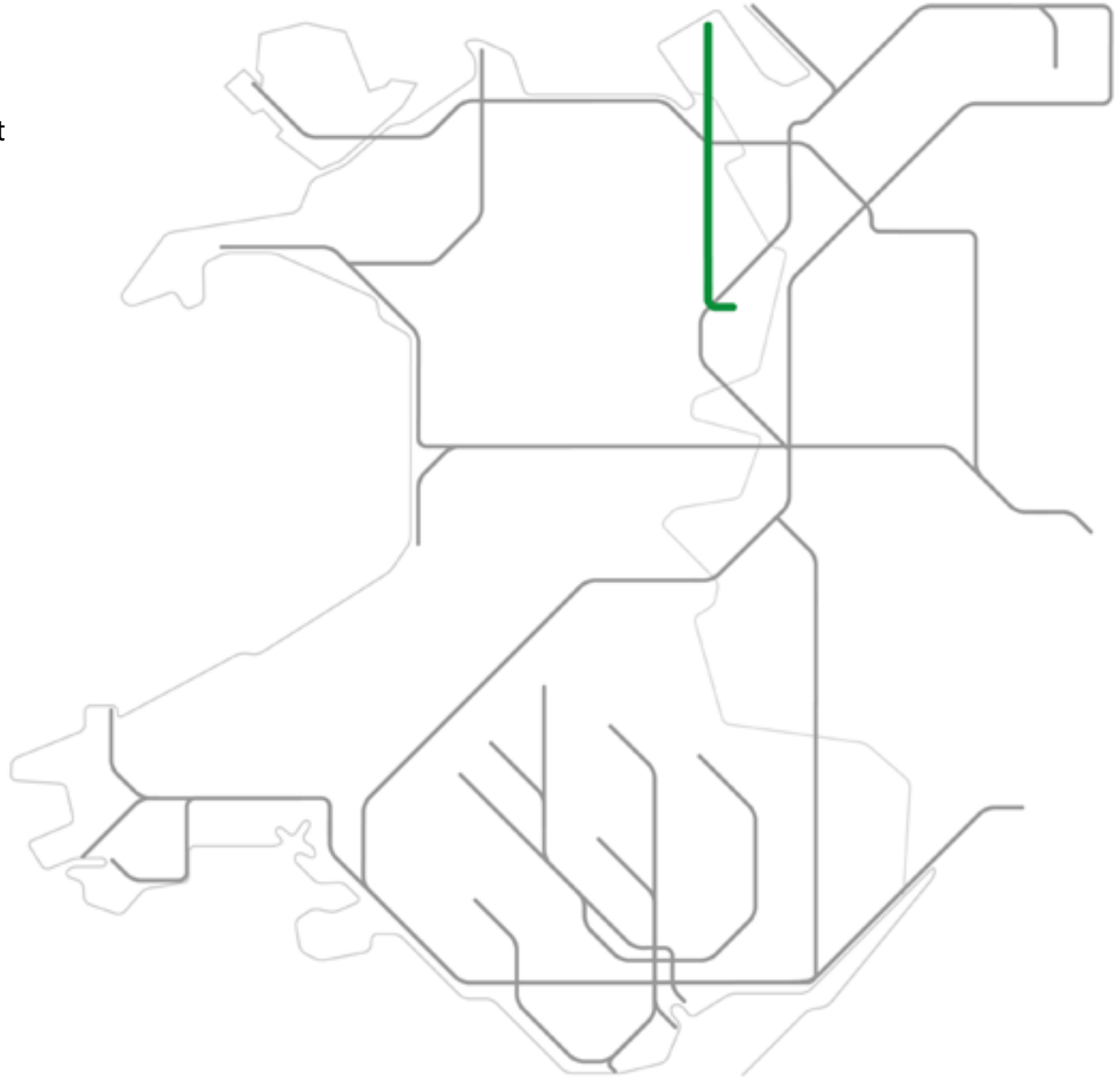
	Access ramp	Yes
	Assistance button	TBC
	Priority seating	Yes
	Wheelchair users' space	2
	Toilet - wheelchair accessible	1
	Door width (mm)	800














# Routes

- Wrexham - Bidston

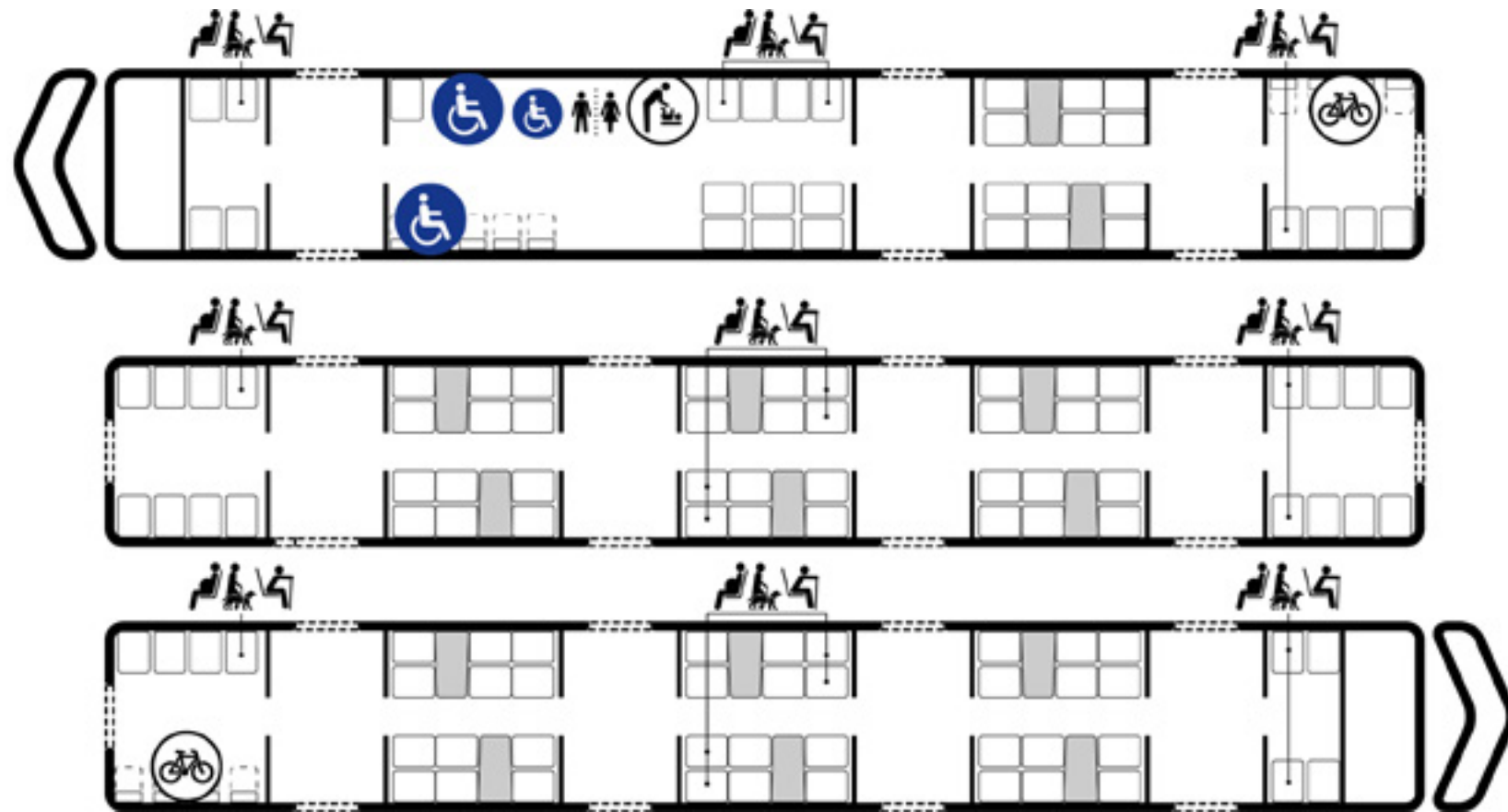
This is the most common route but is subject to change.



# What's inside

	Baby changing	Yes
	Bicycle space	4
	Catering - at seat (selected services only)	Yes
	Charging sockets	Yes
	Public Address	Yes
	Seats	125
	Seats - priority	Yes
	Toilet - wheelchair accessible	1
	Visual Information Screens	Yes
	Wheelchair users' space	2
	Wi-Fi	Yes

# Carriage layout



# Class 197



## Future fleet

Class 197s are two and three carriage diesel trains.

Year built 2020 - present

Year to be introduced 2022

Number in fleet 77

- two carriages 51
- three carriages 26

## Accessibility



Access ramp

Yes



Assistance button

TBC



Priority seating

Yes



Wheelchair users' space

2



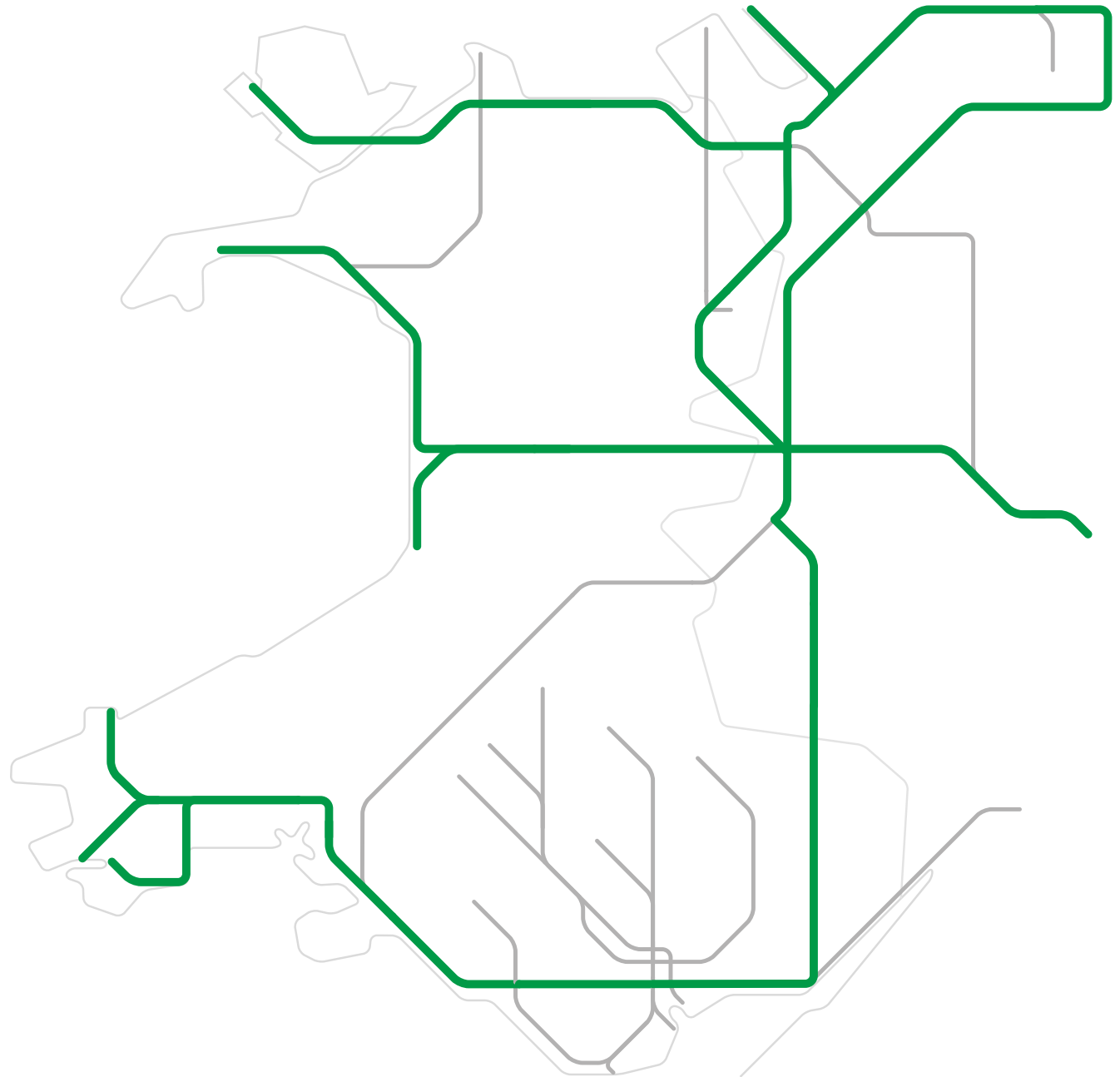
Toilet - wheelchair accessible  
Door width (mm)

1  
800















# Routes

- North Wales Coast Line
- Marches line
- South Wales Mainline
- West Wales
- West Midlands
- Cambrian line

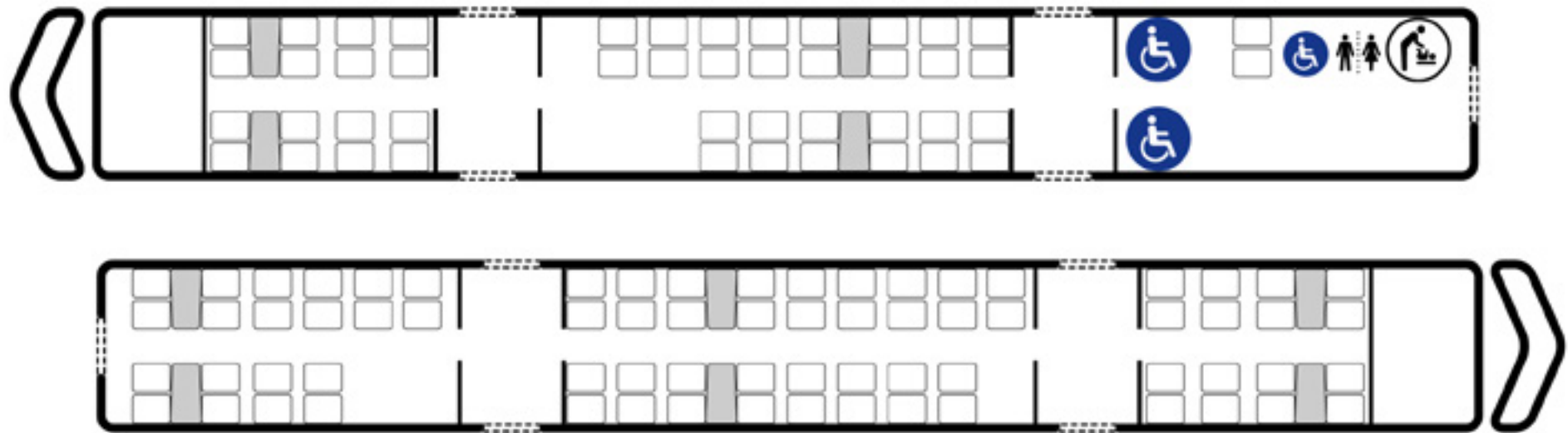
This is the most common route but is subject to change.



# What's inside

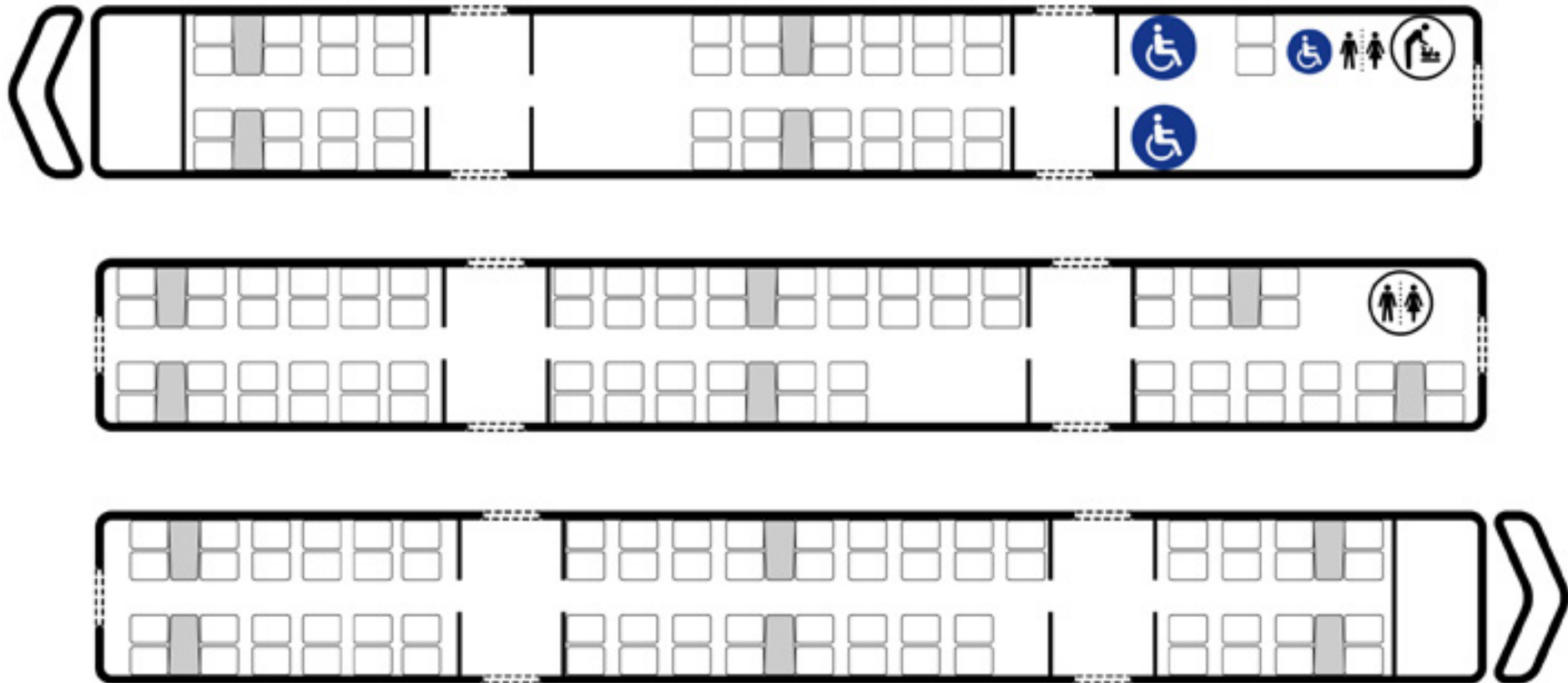
	Baby changing	Yes		Seats - priority	Yes
	Bicycle space	TBC		Toilet - wheelchair accessible	1
	Catering - at seat (selected services only)	Yes		Toilet - not wheelchair accessible	0
	Charging sockets	Yes		• two carriage	1
	Public Address	Yes		• three carriage	
	Seats - standard class			Visual Information Screens	Yes
	• two carriage	116		Wheelchair users' space	2
	• three carriage	188		Wi-Fi	Yes
	• three carriage with first class	158			
	Seats - first class				
	• three carriage with first class	16			
	Seats - additional tip-up				
	• two carriage	5			
	• three carriage	8			

## Carriage layout - Class 197, two carriages

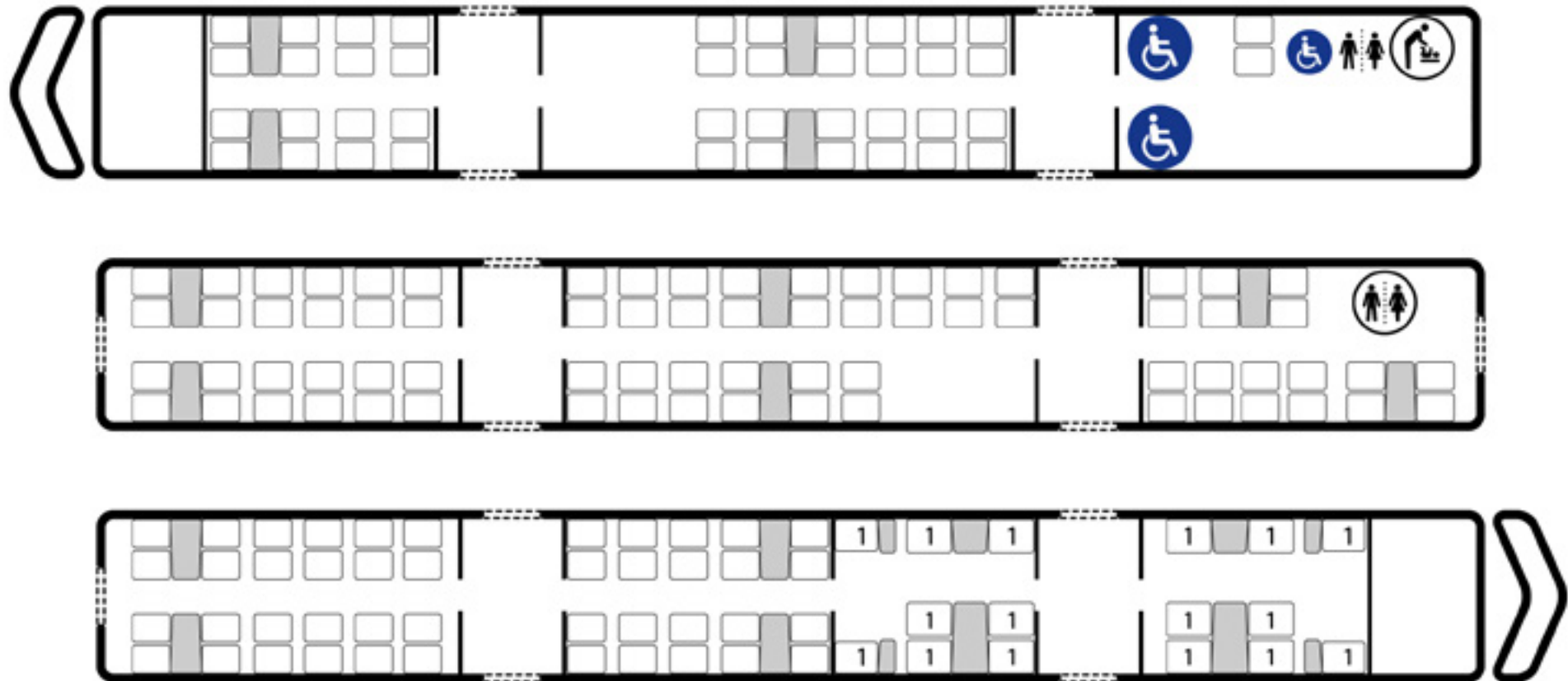




## Carriage layout - Class 197, three carriages



## Carriage layout - Class 197, three carriages with first class



# Class 231 Flirt








## Future fleet

Class 231 Flirts are four carriage electric and diesel trains.

Year built	2020 - present
Year to be introduced	2022
Number in fleet	11

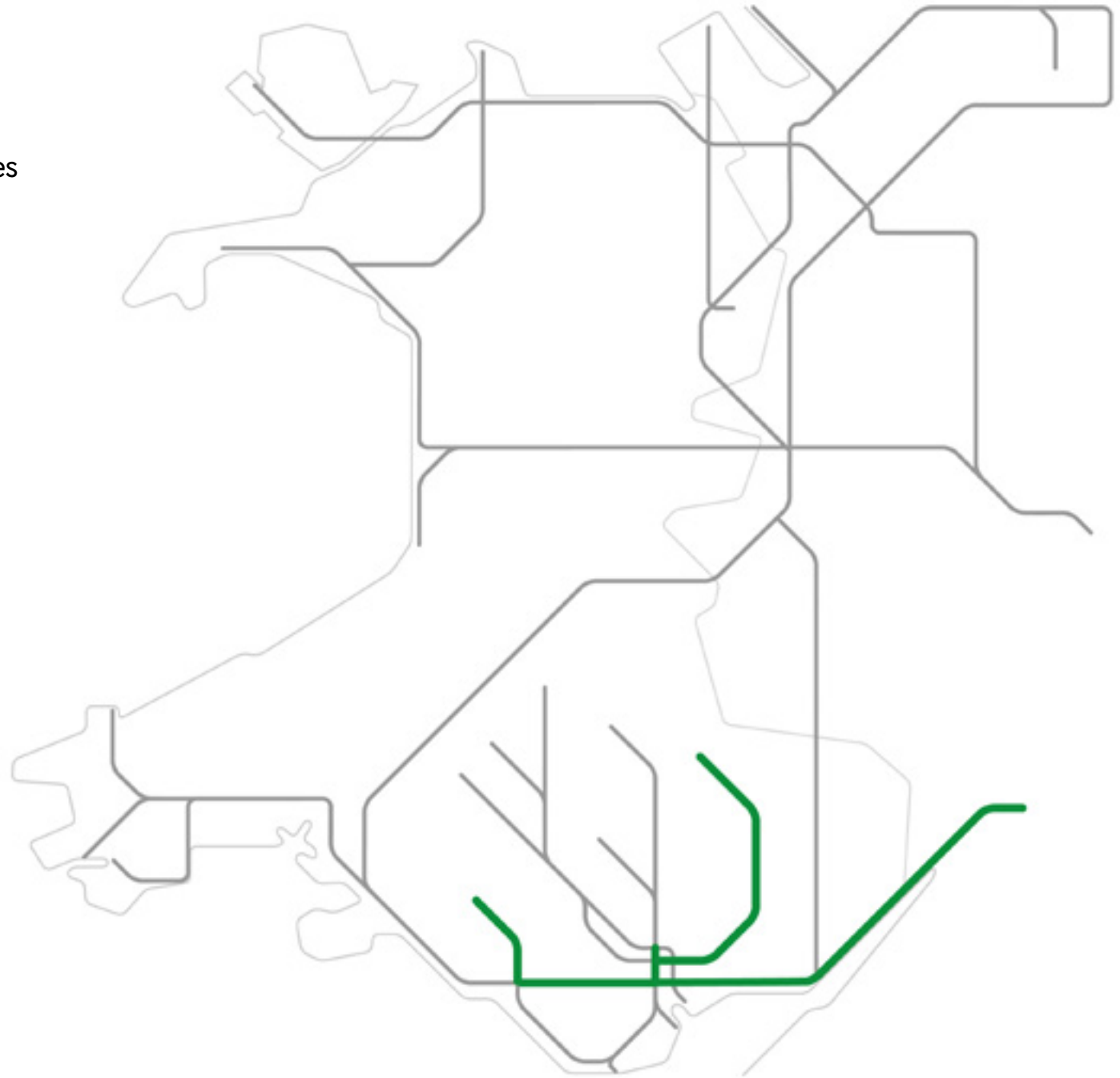
## Accessibility

	Access ramp	No
	Assistance button	Yes
	Priority seating	Yes
	Wheelchair users' space	2
	Toilet - wheelchair accessible	1
	Door width (mm)	800












# Routes

- Maesteg - Ebbw Vale and Cheltenham

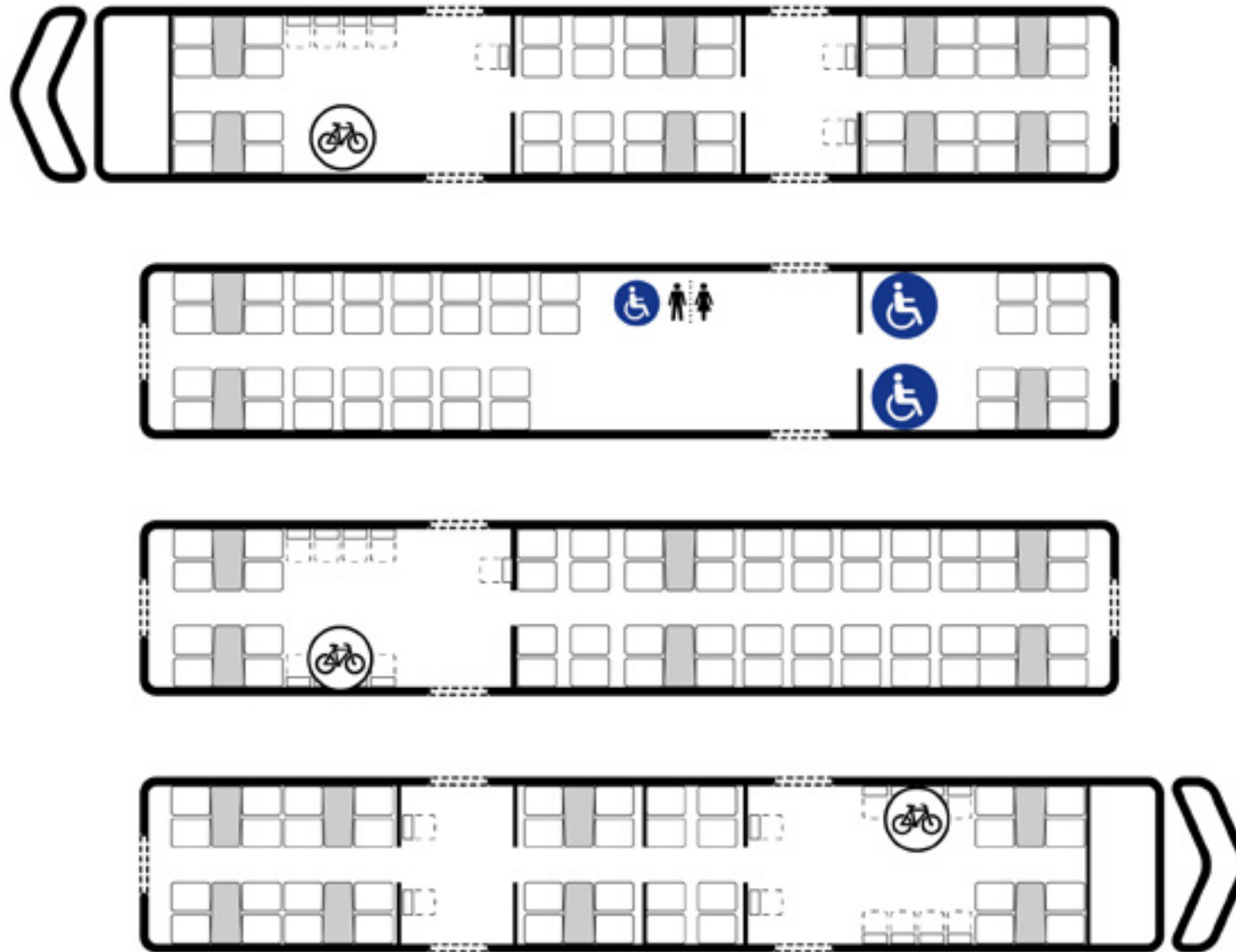
These are the most common routes but they are subject to change.



# What's inside

	Baby changing	Yes
	Bicycle space Not dedicated, use flexible space	9
	Charging sockets	Yes
	Public Address	Yes
	Seats	170
	Seats - additional tip-up	34
	Seats - priority	Yes
	Toilet - wheelchair accessible	1
	Visual Information Screens	Yes
	Wheelchair users' space	2
	Wi-Fi	Yes

# Carriage layout



# Class 756 Flirt








## Future fleet

Class 756 Flirts are three and four carriage tri-mode trains using diesel, electric and battery.

Year built	2020 - present
Year to be introduced	2023
Number in fleet	24
• three carriage	7
• four carriage	17

## Accessibility

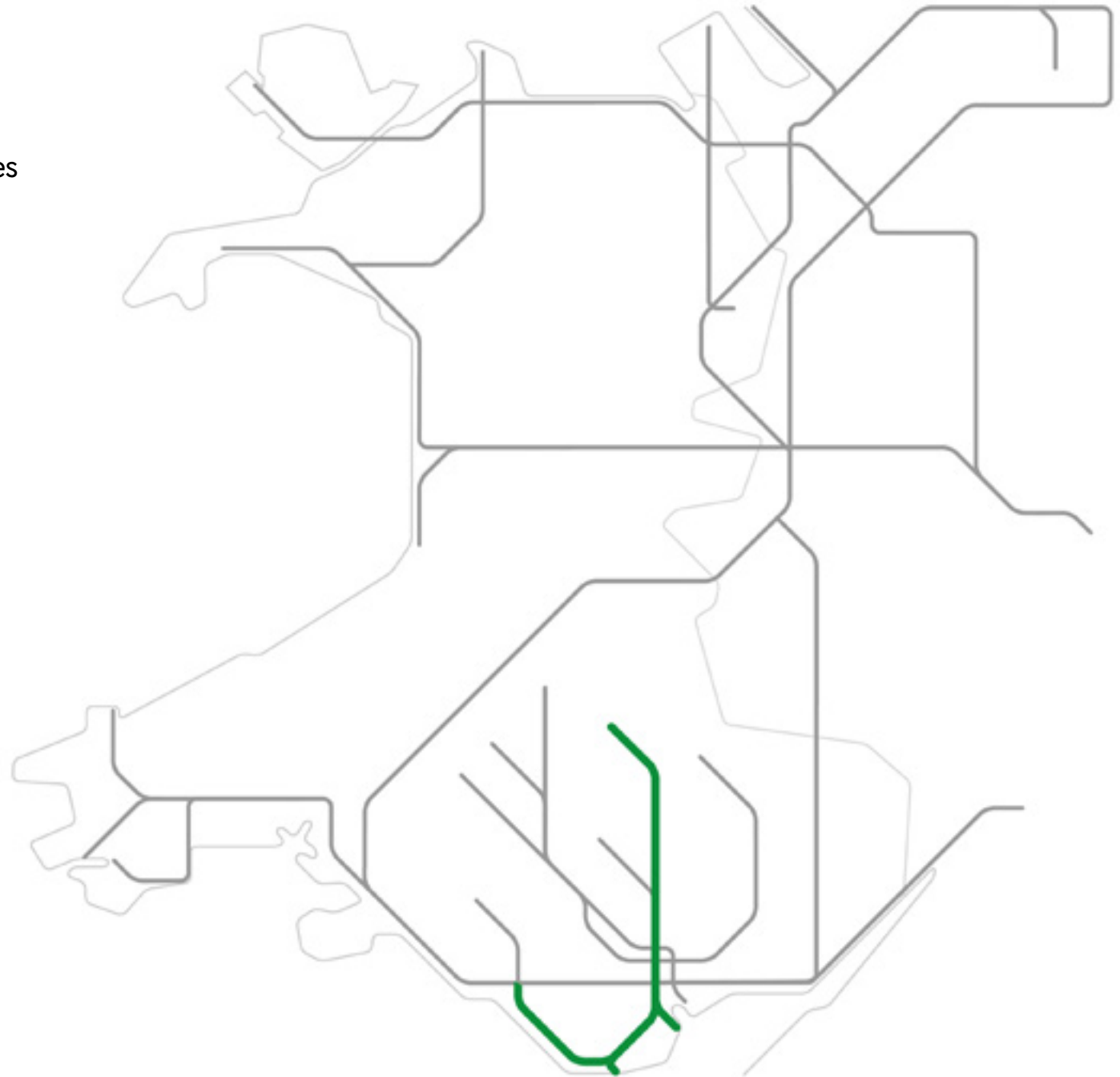
	Access ramp	No
	Assistance button	Yes
	Priority seating	Yes
	Wheelchair users' space	2
	Toilet - wheelchair accessible	1
	Door width (mm)	800














# Routes

- Rhymney - Penarth
- Vale of Glamorgan

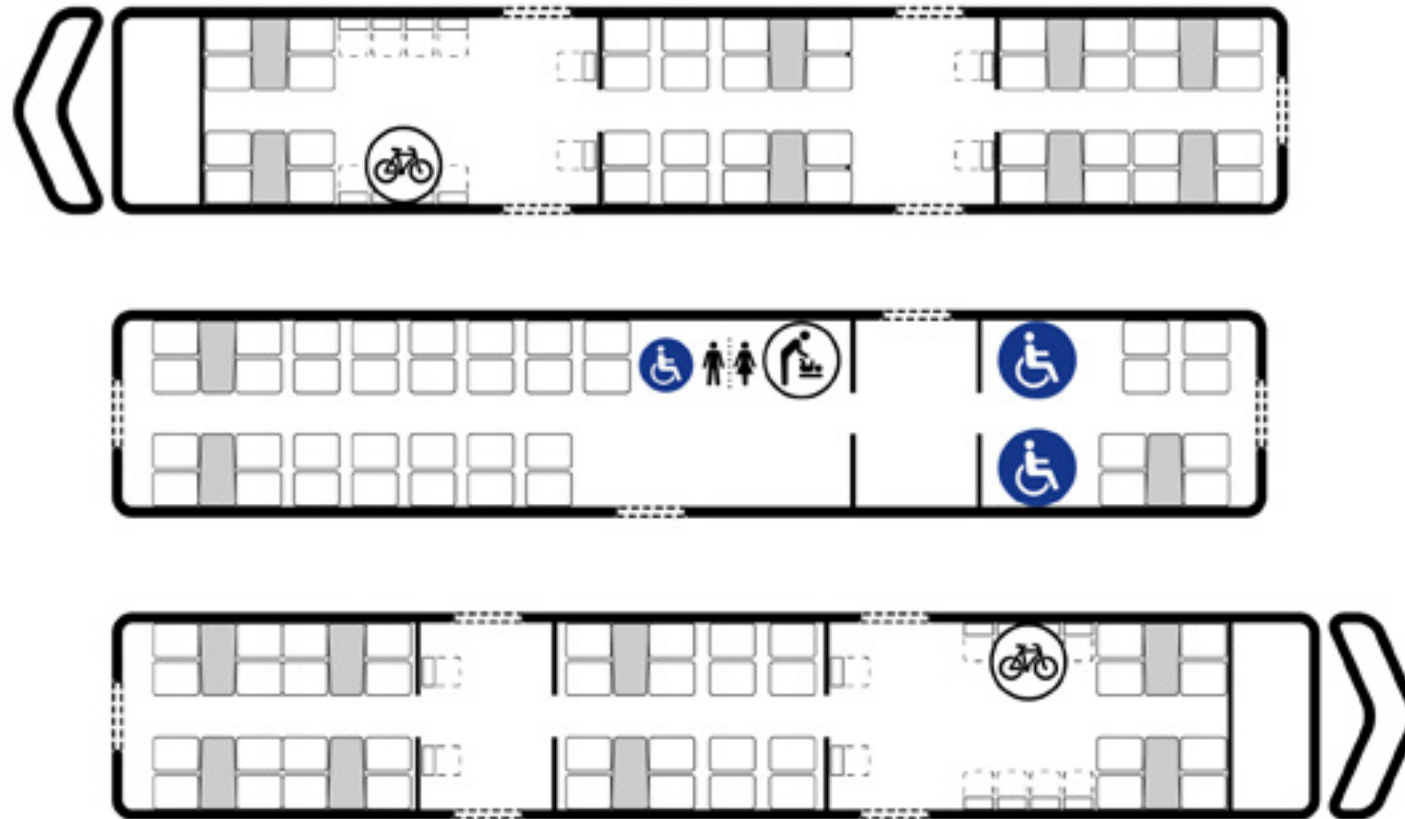
These are the most common routes but they are subject to change.



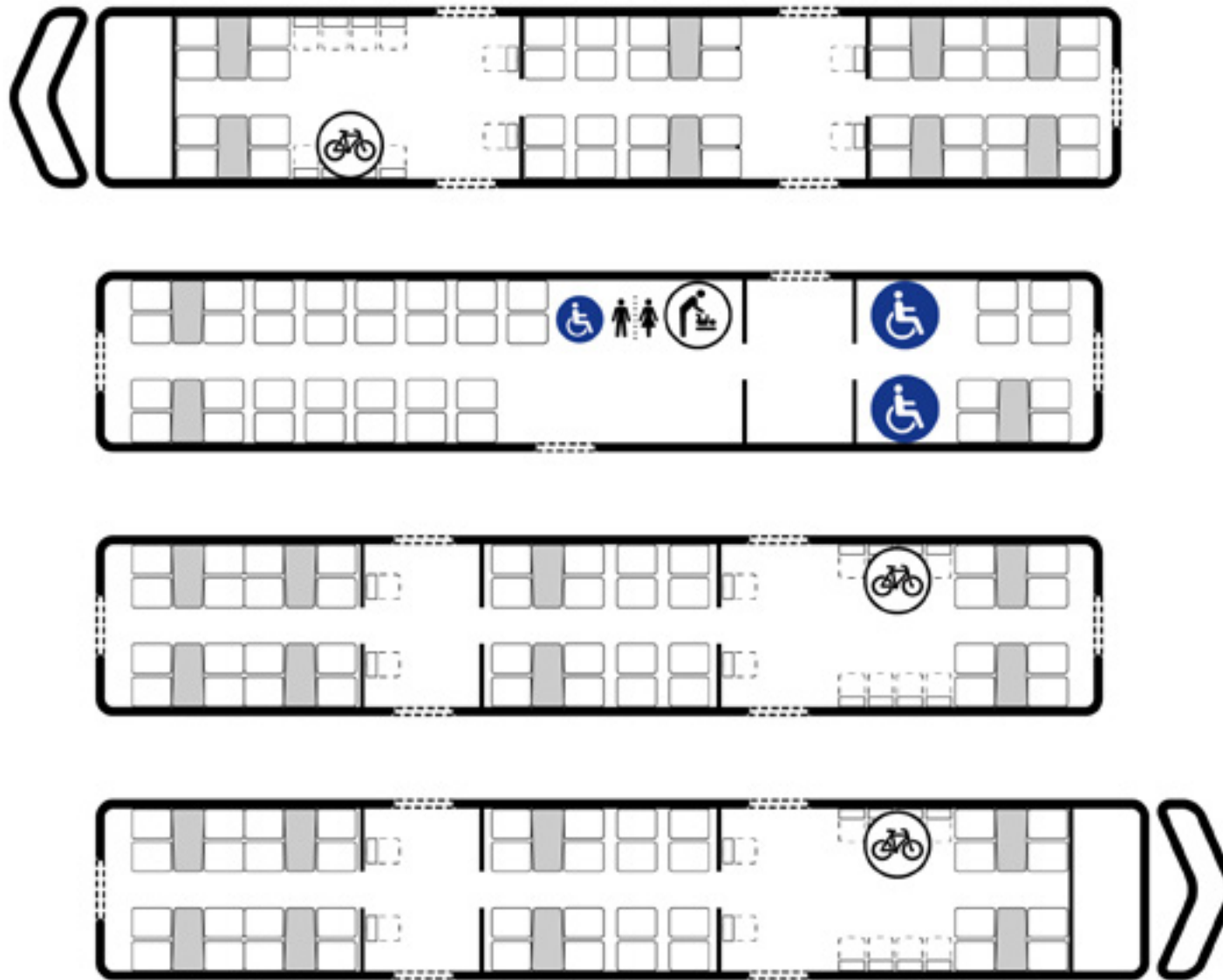
# What's inside

	Baby changing	Yes		Seats - priority	Yes
	Bicycle space			Toilet - wheelchair accessible	1
	Not dedicated, use flexible space			Visual Information Screens	Yes
	• three carriage	6		Wheelchair users' space	2
	• four carriage	9		Wi-Fi	Yes
	Charging sockets	Yes			
	Public Address	Yes			
	Seats				
	• three carriage	118			
	• four carriage	158			
	Seats - additional tip-up				
	• three carriage	24			
	• four carriage	32			

## Carriage layout - Class 756 Flirt three carriages



## Carriage layout - Class 756 Flirt four carriages



# Class 398 Citylink



## Future fleet

Class 398 Citylinks are three carriage tram-trains using electric and battery.

Year built 2020 - present

Year to be introduced 2023

Number in fleet 36

Please note that there are no toilets on board. Toilet facilities can be found at stations along the route, with a maximum of 14 minute intervals between stops.

## Accessibility



Access ramp: Level boarding; however some stations require the use of an access ramp



Assistance button Yes



Priority seating Yes



Wheelchair users' space 2

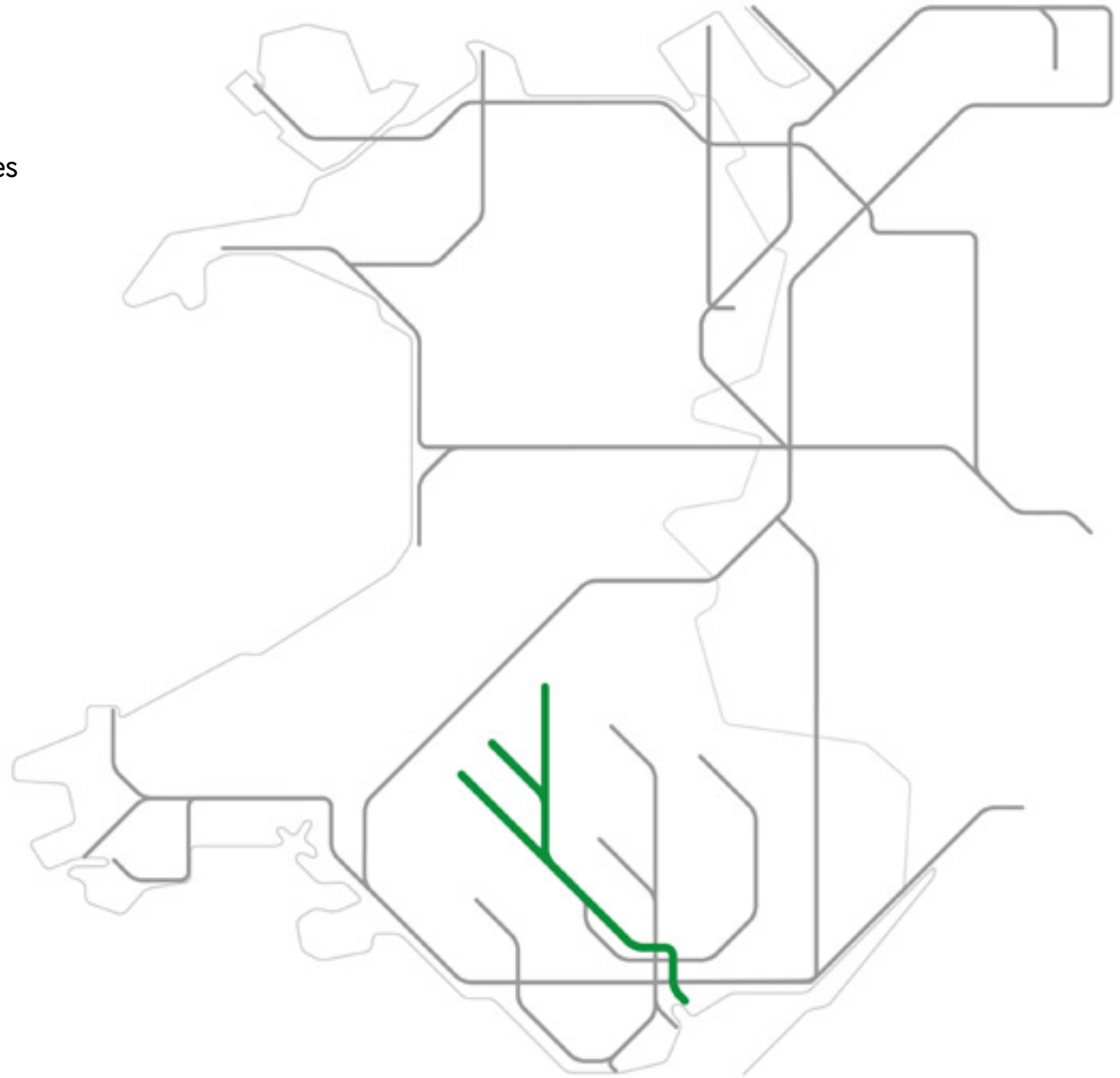


Toilet - wheelchair accessible No










# Routes

- Treherbert / Merthyr Tydfil /  
Aberdare - Cardiff and Penarth

These are the most common routes  
but they are subject to change.

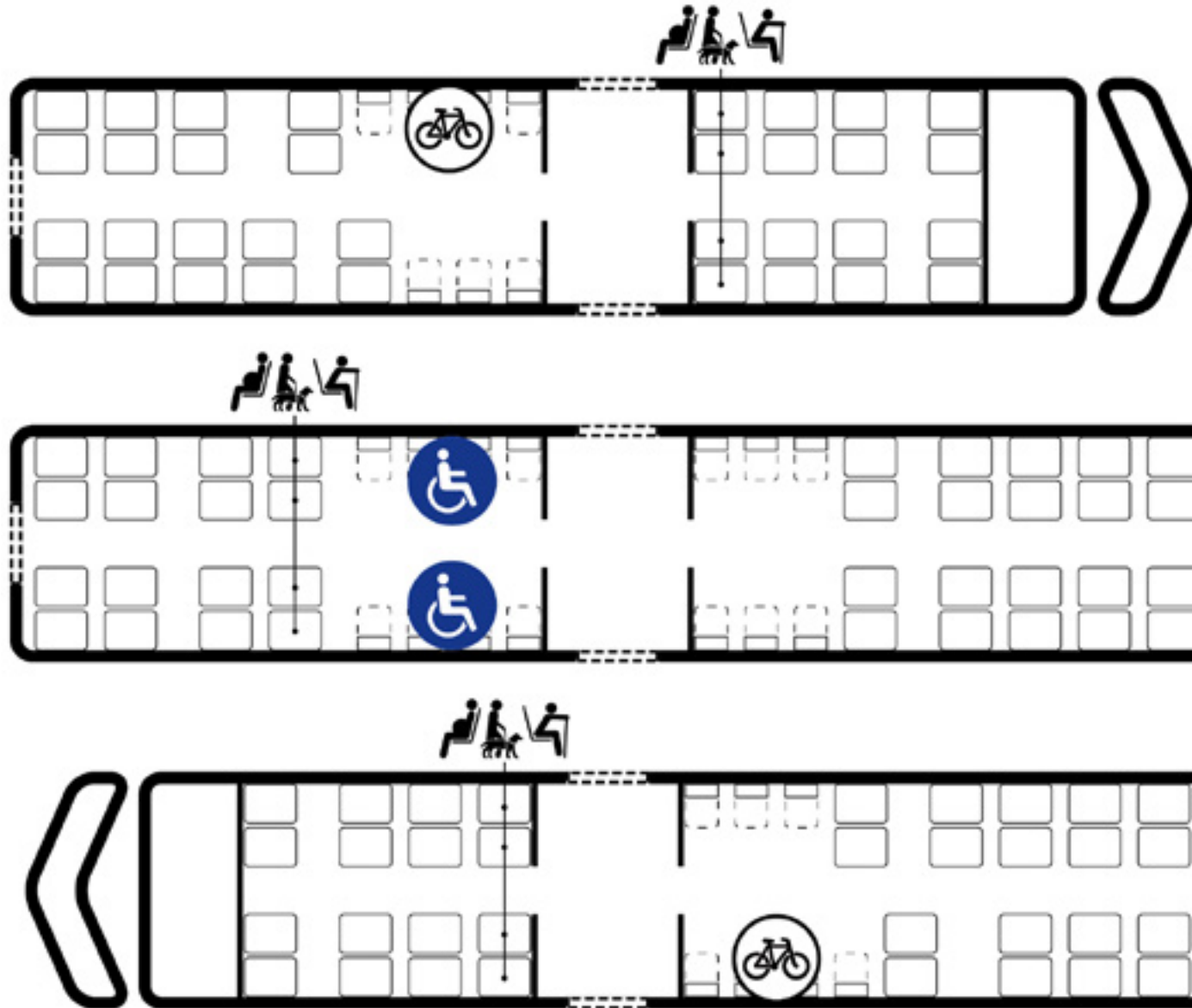


# What's inside










	Bicycle space Not dedicated, use flexible space	6
	Charging sockets	Yes
	Public Address	Yes
	Seats	96
	Seats - additional tip-up	31
	Seats - priority	Yes
	Visual Information Screens	Yes
	Wheelchair users' space	2
	Wi-Fi	Yes



# Carriage layout



# Summary

Train	Accessibility					Other									
															
Class 150	Yes	No	Yes	2	1	No	2	No	Yes	Yes	No	No	Yes	Yes	
Class 153	Yes	No	Yes	1/2	1*	No	2	No	Yes*	Yes	No	No	Yes*	Yes*	
Class 158	Yes	No	Yes	2	1	No	2	Yes	Yes	Yes	No	1	Yes	Yes	
Class 170	Yes	No	Yes	2	1	No	2	No	Yes	Yes	No	1/2**	Yes	No	
Class 175	Yes	No	Yes	2	1	No	2	Yes	Yes	Yes	No	1/2**	Yes	Yes	
Class 769	Yes	Yes	Yes	2	1	Yes	2	No	Yes	Yes	No	No	Yes	Yes	
Mark 4	Yes	Yes	Yes	2	1	Yes	4	Yes	Yes	Yes	Yes	3	Yes	Yes	
Class 230	Yes	TBC	Yes	2	1	Yes	4	Yes	Yes	Yes	No	No	Yes	Yes	
Class 197	Yes	TBC	Yes	2	1	Yes	TBC	Yes	Yes	Yes	0/1**	0/1**	Yes	Yes	
Class 231	No	Yes	Yes	2	1	Yes	9	No	Yes	Yes	No	No	Yes	Yes	
Class 756	Yes	Yes	Yes	2	1	Yes	6/9**	No	Yes	Yes	No	No	Yes	Yes	
Class 398	Yes	Yes	Yes	2	No	No	6	No	Yes	Yes	No	No	Yes	Yes	

\* Refurbished fleet only

\*\* See full breakdown for details

Transport for Wales exists to drive forward the Welsh Government's vision of a high quality, safe, integrated, affordable and accessible transport network that the people of Wales are proud of. Transport for Wales is key to delivering the Welsh Government's key themes as set out in Prosperity for All: The National Strategy.

For Wales and its people to thrive, we need to be connected to one another, to the services we need and to open up new opportunities. Our work focuses on making these connections happen - by planning, commissioning and managing efficient transport networks and by drawing on the very best skills from across industry, government and society.

We are creating a transport network fit for the future that contributes to the long-term sustainability of Wales and those communities connected to us.



Reduced journey times, more services and better connections are just some of the benefits you can expect from Metro, the exciting new transport system that will transform the way we all travel Wales and the borders.

Metro will be a world-class transport network that will transform people's lives in Wales and the borders, improving access to job, leisure and other opportunities.

Metro will also transform Wales' economic prospects.

Work on the South Wales Metro is already underway and we're developing options to improve and enhance the transport network in North Wales and Swansea Bay.