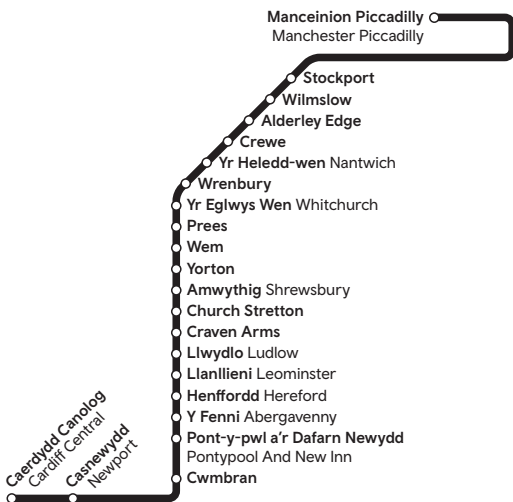


Amserau Trenau | Train Times

15 Mai 2022 - 11 Medi 2022 | 15 May 2022 - 11 September 2022

Caerdydd - Henffordd - Amwythig - Crewe - Manceinion

Cardiff - Hereford - Shrewsbury -
Crewe - Manchester



Mae gwasanaethau'n gallu newid felly gwnewch eich gwaith cartref cyn teithio, ewch i trc.cymru

Services are subject to change, check before you travel, visit tfw.wales



Teithio'n saffach

Ystyriwch bobl eraill - rydym yn argymhell eich bod yn gwisgo gorchudd wyneb

Travel safer

Consider others - we recommend you wear a face covering



Dod o hyd i drenau llai prysur: defnyddiwch ein Gwiriwr Capasiti a Theithio'n Saffach, lawrlwythwch ap TrC neu ewch i trc.cymru/gwiriwr-capasiti

Find trains with space: use our Capacity Checker and Travel Safer, download the TFW app or visit tfw.wales/capacity-checker

TTB02_DLB_V5_02/22



TRAFNIDIAETH CYMRU
TRANSPORT FOR WALES

Paid â chael dy ddal!

Don't get caught red-handed!



Mae Arolygwyr Diogelu Refeniw yn patrolio ein rhwydwaith yn rheolaidd yn gwirio ticedi.

Mae'n rhaid i chi brynu tocyn dilys ar gyfer eich taith cyn mynd ar y trê - dyna'r gyfraith.*

Os nad ydych yn gwneud hynny, gallech chi gael eich erlyn a chael hyd at **£1000** o ddirwy.

Revenue Protection Inspectors are regularly patrolling our network checking tickets.









You must buy a valid ticket for your journey before getting on the train - it's the law.*

If you don't, you risk prosecution and fines of up to **£1000**.

* Amodau Teithio National Rail ac Is-ddeddfau Rheilffyrdd 2005

*National Rail Conditions of Travel and Railway Byelaws 2005



	TfW MX	TfW	TfW	TfW	TfW	TfW	TfW	TfW	TfW	TfW	
Manceinion Piccadilly / Manchester Piccadilly 	d							0505		0555	0630
Stockport	d									0603	0639
Wilmslow	d									0611	0647
Caerdybi / Holyhead 	d								0425		0448
Bangor	d								0457		0514
Cyffordd Llandudno / Llandudno Junction	d								0515	0438	0532
Caer / Chester	d			0422				0459	0620	0551	0626
Crewe 	d			0450				0558		0640	0709
Yr Heledd Wen / Nantwich	d			0458				0606		0647	0717
Wrenbury	d							0612x			
Yr Eglwys Wen / Whitchurch	d			0509				0619		0659	
Prees	d							0625x			
Wem	d			0518				0630		0709	
Yorton	d							0635x			
Wrecsam Cyffredinol / Wrexham General	d								0635		
Aberystwyth	d										0526
Amwythig / Shrewsbury	a			0530				0646	0714	0725	0743
Amwythig / Shrewsbury	d			0531	0556	0610		0648	0717		0744
Church Stretton	d			0546	0614	0626		0703			0759
Craven Arms	d			0554	0626	0634		0711			0807
Llwydlo / Ludlow	d			0602		0643		0718	0743		0815
Llanllieni / Leominster	d			0612		0654		0730	0753		0826
Henffordd / Hereford 	a			0631		0710		0746	0810		0842
Henffordd / Hereford 	d	0432		0638		0710		0748	0810		0844
Y Fenni / Abergavenny	d	0456		0701		0734		0812	0833		0907
Pontypwl a New Inn / Pontypool & New Inn	d	0509		0712		0745		0822	0843		0918
Cwmbrân	d	0516		0717		0750		0828	0848		0924
Casnewydd / Newport	a	0535	0643d	0732		0801	0850d	0840	0900		0938
Caerdydd Canolog / Cardiff Central 	a	0604	0657	0747		0818	0905	0856	0917		0959
Pen-y-Bont ar Ogwr / Bridgend	a	0657	0729	0810		0901	0943	0920	1001		1026
Parcfordd Port Talbot Parkway	a	0715	0838	0825		0913	1013	0935			1038
Castell Nedd / Neath	a	0728	0845	0836		0920	1020	0945			1045
Abertawe / Swansea	a	0749	0858	0853	1004	0933	1034	1002			1059
Llanelli	a	0812		0927	0938			1024			1126
Caerfyrddin / Carmarthen	a	0844		0958				1054			1154
Caerfyrddin / Carmarthen Traws 	d										
Aberystwyth Traws 	a										
Aberdaugleddau / Milford Haven	a			1103							1300

Nodiadau









MX Dydd Mawrth i ddydd Gwener

Notes

MX Tuesday to Friday

Gall gwaith i wella rheilffyrdd effeithio ar deithiau ar ddiwrnodau'r wythnos cyn 0630 neu ar ôl 2100. Cyn teithio, ewch i www.trc.cymru neu ffoniwch 03457 48 49 50.

Rail improvement work can affect journeys on weekdays before 0630 or after 2100 hours and on weekends. Before travelling, visit www.tfw.wales or call 03457 48 49 50.

	TfW	TfW 1	TfW H	TfW	TfW D	TfW	TfW	TfW	TfW		
Manceinion Piccadilly / Manchester Piccadilly 	d		0643	0731		0831		0755	0931		
Stockport	d		0652	0739		0839		0804	0939		
Wilmslow	d		0659	0747		0847		0811	0947		
Caerdydd / Holyhead 	d	0533		0551	0625	0655					
Bangor	d	0600		0618	0704	0722					
Cyffordd Llandudno / Llandudno Junction	d	0621		0636	0726	0740					
Caer / Chester	d	0716	0645	0735	0820	0835		0755	0853		
Crewe 	d		0734	0809		0909		0914	1009		
Yr Heledd Wen / Nantwich	d		0742					0922			
Wrenbury	d		0748x					0929x			
Yr Eglwys Wen / Whitchurch	d		0756					0937			
Prees	d		0802x					0943x			
Wem	d		0808					0949			
Yorton	d		0813x					0955x			
Wrecsam Cyffredinol / Wrexham General	d	0735			0835						
Aberystwyth	d		0629			0728			0829		
Amwythig / Shrewsbury	a	0806	0824	0841	0913	0939		1006	1039		
Amwythig / Shrewsbury	d	0807	0833	0844	0915	0940		1009	1040		
Church Stretton	d			0859	0930			1027	1055		
Craven Arms	d			0907	0938			1037	1103		
Llwydlo / Ludlow	d	0836		0914	0945	1006			1110		
Llanllieni / Leominster	d			0925		1016			1121		
Henffordd / Hereford 	a	0859		0943	1010	1034			1137		
Henffordd / Hereford 	d	0901		0944	1010	1034			1145		
Y Fenni / Abergavenny	d			1007	1033	1057			1209		
Pontypwl a New Inn / Pontypool & New Inn	d			1016	1043						
Cwmbrân	d			1021	1048	1110			1222		
Casnewydd / Newport	a	0953d	0944		1032	1101	1121	1154d		1237	1251d
Caerdydd Canolog / Cardiff Central 	a	1007	0958		1047	1116	1137	1209		1253	1305
Pen-y-Bont ar Ogwr / Bridgend	a	1042	1059		1108	1149	1210	1246		1316	1357
Parcfordd Port Talbot Parkway	a	1111			1123	1214	1222	1313		1331	1409
Castell Nedd / Neath	a	1119			1135	1222	1229	1320		1341	1416
Abertawe / Swansea	a	1131			1152	1234	1243	1333	1417	1358	1429
Llanelli	a				1215	1314	1314	1353		1420	
Caerfyrddin / Carmarthen	a				1245		1340			1450	
Caerfyrddin / Carmarthen Traws 	d										
Aberystwyth Traws 	a										
Aberdaugleddau / Milford Haven	a						1445				

Nodiadau

H I Birmingham Rhyngwladol

D I Maesteg

Notes









H To Birmingham International

D To Maesteg

Mae'n bosibl na fydd tocynnau Off-Peak Day yn ddilys i deithio rhwng 0430 a 0930 ac ar gyfer teithiau sy'n cychwyn rhwng 1600 a 1829 Llun-Gwener. Dylech wirio am unrhyw gyfyngiadau cyn teithio.
Off-Peak Day tickets may not be valid for travel between 0430 and 0930 and for journeys starting between 1600 and 1829 Mon-Fri.
Please check restrictions before travel.

Gall gwaith i wella rheilffyrdd effeithio ar deithiau ar ddiwrnodau'r wythnos cyn 0630 neu ar ôl 2100. Cyn teithio, ewch i www.trc.cymru neu ffoniwch 03457 48 49 50.








Rail improvement work can affect journeys on weekdays before 0630 or after 2100 hours and on weekends. Before travelling, visit www.tfw.wales or call 03457 48 49 50.

	TfW	TfW	TfW	TfW	TfW	TfW	TfW	TfW	TfW
Manceinion Piccadilly / Manchester Piccadilly 	d	1031	0955	1131			1231		1155
Stockport	d	1039	1003	1139			1239		1204
Wilmslow	d	1047	1011	1147			1247		1211
Caerdybi / Holyhead 	d	0805	0855	0855			1041		
Bangor	d	0855	0922	0922			1110		
Cyffordd Llandudno / Llandudno Junction	d	0925	0940	0940			1128		
Caer / Chester	d	1021	1035	1035	1055		1221	1235	1235
Crewe 	d		1109	1120	1209			1310	1320
Yr Heledd Wen / Nantwich	d			1128					1328
Wrenbury	d			1135x					1335x
Yr Eglwys Wen / Whitchurch	d			1143					1343
Prees	d			1149x					1349x
Wem	d			1155					1355
Yorton	d			1201x					1401x
Wrecsam Cyffredinol / Wrexham General	d	1035					1239		
Aberystwyth	d		0929					1128	
Amwythig / Shrewsbury	a	1113	1139	1213	1241		1317	1340	1413
Amwythig / Shrewsbury	d	1116	1140		1241		1317	1340	1405
Church Stretton	d		1155				1332		1423
Craven Arms	d	1136					1340		1434
Llwydlo / Ludlow	d	1143	1209		1308		1348	1407	
Llanllieni / Leominster	d		1219		1320			1419	
Henffordd / Hereford 	a	1207	1236		1339		1412	1437	
Henffordd / Hereford 	d	1209	1239		1339		1413	1438	
Y Fenni / Abergavenny	d	1232	1302		1402		1436	1501	
Pontypwl a New Inn / Pontypool & New Inn	d	1242			1412				
Cwmbrân	d	1247	1315		1417			1514	
Casnewydd / Newport	a	1258	1328		1430	1451d	1457	1529	1550d
Caerdydd Canolog / Cardiff Central 	a	1314	1342		1445	1505	1511	1544	1602
Pen-y-Bont ar Ogwr / Bridgend	a		1404		1506	1544	1533	1606	1645
Parcffordd Port Talbot Parkway	a		1416		1518	1610	1548	1618	1710
Castell Nedd / Neath	a		1424		1525	1617	1649	1626	1718
Abertawe / Swansea	a		1437		1539	1630	1707	1639	1730
Llanelli	a		1516		1602	1730	1624	1701	1750
Caerfyrddin / Carmarthen	a		1542		1635	1803		1732	
Caerfyrddin / Carmarthen Traws 	d								
Aberystwyth Traws 	a								
Aberdaugleddau / Milford Haven	a		1643					1836	

Mae'n bosibl na fydd tocynnau Off-Peak Day yn ddilys i deithio rhwng 0430 a 0930 ac ar gyfer teithiau sy'n cychwyn rhwng 1600 a 1829 Llun-Gwener. Dylech wirio am unrhyw gyfyngiadau cyn teithio.
Off-Peak Day tickets may not be valid for travel between 0430 and 0930 and for journeys starting between 1600 and 1829 Mon-Fri.
Please check restrictions before travel.

Gall gwaith i wella rheilffyrdd effeithio ar deithiau ar ddiwrnodau'r wythnos cyn 0630 neu ar ôl 2100. Cyn teithio, ewch i www.trc.cymru neu ffoniwch 03457 48 49 50.

Rail improvement work can affect journeys on weekdays before 0630 or after 2100 hours and on weekends. Before travelling, visit www.tfw.wales or call 03457 48 49 50.

	TfW	TfW	TfW	TfW	TfW	TfW	TfW	TfW	TfW	TfW
	I	K								
Manceinion Piccadilly / Manchester Piccadilly 	d	133 1	143 1		1355	153 1			163 1	
Stockport	d	1339	1439		1404	1539			1639	
Wilmslow	d	1347	1447		1411	1547			1647	
Caerdybi / Holyhead 	d	1133		1253		1357		1434	1450	
Bangor	d	1200		132 1		1425		150 1	15 18	
Cyffordd Llandudno / Llandudno Junction	d	12 18		1339		1443		1527	1536	
Caer / Chester	d	13 16	1254	1435		1354	1535		1623	1635
Crewe 	d		1409	1509		1522	1609			17 10
Yr Heledd Wen / Nantwich	d		14 18			1530	16 18			
Wrenbury	d					1537x				
Yr Eglwys Wen / Whitchurch	d		1429			1545	1629			
Prees	d					155 1x				
Wem	d					1557	1637			
Yorton	d					1603x				
Wrecsam Cyffredinol / Wrexham General	d	1330							1637	
Aberystwyth	d		1229	1329						1529
Amwythig / Shrewsbury	a	14 16	1449	1539		16 14	1649		17 15	1739
Amwythig / Shrewsbury	d	14 18	145 1	1540			165 1		17 16	174 1
Church Stretton	d		1506	1555			1706		173 1	1756
Craven Arms	d		15 14	1603			17 14		1739	1804
Llwydlo / Ludlow	d		152 1	16 10			172 1		1746	18 11
Llanllieni / Leominster	d		1532	162 1			1732		1757	1822
Henffordd / Hereford 	a	1507	1550	1637			1750		18 13	1839
Henffordd / Hereford 	d	15 10	155 1	1638			175 1		18 16	1840
Y Fenni / Abergavenny	d	1532	16 14	170 1			18 14		1840	1903
Pontypwl a New Inn / Pontypool & New Inn	d		1624	17 11			1824			19 13
Cwmbrân	d	1546	1629	17 17			1829		1853	19 18
Casnewydd / Newport	a	1559	164 1	1729	1754d		1840	1854d	1906	193 1
Caerdydd Canolog / Cardiff Central 	a	16 15	1700	1743	18 11		1857	1909	1925	1945
Pen-y-Bont ar Ogwr / Bridgend	a	1658	1728	1806	1845		1925	194 1	2000	2007
Parcfordd Port Talbot Parkway	a		1743	1822	190 1		194 1	1959	20 12	20 19
Castell Nedd / Neath	a		1755	1828	1908		1952	2006	20 19	2026
Abertawe / Swansea	a		18 11	1842	192 1		20 10	20 19	2032	204 1
Llanelli	a		1834	1905			2032	2 118		2 103
Caerfyrddin / Carmarthen	a		1905	193 1			2058	2 152		2 134
Caerfyrddin / Carmarthen Traws 	d									
Aberystwyth Traws 	a									
Aberdaugleddau / Milford Haven	a			2036						2246
										0020

Nodiadau

K I Dinbych-y-Pysgod









Notes

K To Tenby

Mae'n bosibl na fydd tocynnau Off-Peak Day yn ddilys i deithio rhwng 0430 a 0930 ac ar gyfer teithiau sy'n cychwyn rhwng 1600 a 1829 Llun-Gwener. Dylech wirio am unrhyw gyfyngiadau cyn teithio.
Off-Peak Day tickets may not be valid for travel between 0430 and 0930 and for journeys starting between 1600 and 1829 Mon-Fri. Please check restrictions before travel.

Gall gwaith i wella rheilffyrdd effeithio ar deithiau ar ddiwrnodau'r wythnos cyn 0630 neu ar ôl 2100. Cyn teithio, ewch i www.trc.cymru neu ffoniwch 03457 48 49 50.

Rail improvement work can affect journeys on weekdays before 0630 or after 2100 hours and on weekends. Before travelling, visit www.tfw.wales or call 03457 48 49 50.

	TfW	TfW	TfW	TfW	TfW	TfW	TfW	TfW	TfW	TfW
				1	FO	FX	FO	FX	FO	FX
Manceinion Piccadilly / Manchester Piccadilly 	d	1731			1831	1831	1931	1931	2031	2031
Stockport	d	1739			1839	1839	1939	1939	2039	2039
Wilmslow	d	1749			1847	1847	1947	1947	2048	2048
Caerdybi / Holyhead 	d			1636					1826	
Bangor	d			1703					1905	
Cyffordd Llandudno / Llandudno Junction	d			1721					1947	1947
Caer / Chester	d	1554	1735		1822	1754		1935	1854	2040
Crewe 	d	1720	1812			1909	1909	2011	2011	2120
Yr Heledd Wen / Nantwich	d	1728	1820			1918	1918	2019	2019	2128
Wrenbury	d	1735x				1924x	1924x		2134x	2134x
Yr Eglwys Wen / Whitchurch	d	1743	1831			1930	1930	2030	2030	2141
Prees	d	1750x				1936x	1936x		2147x	2147x
Wem	d	1756	1840			1941	1941	2038	2038	2152
Yorton	d	1801x				1946x	1946x		2157x	2157x
Wrecsam Cyffredinol / Wrexham General	d			1837						
Aberystwyth	d				1727		1831		1929	1929
Amwythig / Shrewsbury	a	1814	1851		1921	1957	1957	2049	2049	2207
Amwythig / Shrewsbury	d		1853		1925	1957	1957	2052	2052	2209
Church Stretton	d		1908		1940	2012	2012	2107	2107	2224
Craven Arms	d		1916		1949	2020	2020	2115	2115	2232
Llwydlo / Ludlow	d		1923		1959	2028	2028	2122	2122	2239
Llanllieni / Leominster	d		1934			2038	2038	2133	2133	2250
Henffordd / Hereford 	a		1949		2023	2055	2055	2149	2149	2309
Henffordd / Hereford 	d		1951		2024	2055	2055	2154	2154	2311
Y Fenni / Abergavenny	d		2014		2047	2123	2123	2217	2217	2334
Pontypwl a New Inn / Pontypool & New Inn	d		2024			2133	2133			2344
Cwmbrân	d		2029		2101	2139	2139	2229	2229	2349
Casnewydd / Newport	a		2041	2053d	2114	2151	2151	2241	2244	0001
Caerdydd Canolog / Cardiff Central 	a		2101	2107	2128	2208	2211	2255	2306	0015
Pen-y-Bont ar Ogwr / Bridgend	a		2128	2140	2202	2238	2246	2347	0012	0110
Parcfordd Port Talbot Parkway	a		2145	2157	2214	2250	2258	0003	0024	0135
Castell Nedd / Neath	a		2153	2204	2221	2257	2330	0016	0031	0143
Abertawe / Swansea	a		2208	2217	2234	2311	2343	0034	0044	0155
Llanelli	a		2244			2336	2329	0109		
Caerfyrddin / Carmarthen	a		2318			0010	0004	0142		
Caerfyrddin / Carmarthen Traws 	d									
Aberystwyth Traws 	a									
Aberdaugleddau / Milford Haven	a									

Nodiadau

FO Dydd Gwener yn unig

FX Dydd Llun i ddydd Iau

Notes

FO Friday only

FX Monday to Thursday

Mae'n bosibl na fydd tocynnau Off-Peak Day yn ddilys i deithio rhwng 0430 a 0930 ac ar gyfer teithiau sy'n cychwyn rhwng 1600 a 1829 Llun-Gwener. Dylech wirio am unrhyw gyfyngiadau cyn teithio.
Off-Peak Day tickets may not be valid for travel between 0430 and 0930 and for journeys starting between 1600 and 1829 Mon-Fri.
Please check restrictions before travel.

Gall gwaith i wella rheilffyrdd effeithio ar deithiau ar ddiwrnodau'r wythnos cyn 0630 neu ar ôl 2100. Cyn teithio, ewch i www.trc.cymru neu ffoniwch 03457 48 49 50.

Rail improvement work can affect journeys on weekdays before 0630 or after 2100 hours and on weekends. Before travelling, visit www.tfw.wales or call 03457 48 49 50.

	TfW	TfW FO	TfW FO	TfW FX	TfW FX	TfW				
Manceinion Piccadilly / Manchester Piccadilly 	d	2135				2234				
Stockport	d	2144				2243				
Wilmslow	d	2152				2250				
Caerdybi / Holyhead 	d					2032				
Bangor	d	2020				2100				
Cyffordd Llandudno / Llandudno Junction	d	2038				2129				
Caer / Chester	d	2135				2230				
Crewe 	d	2213				2314				
Yr Heledd Wen / Nantwich	d	2221				2322				
Wrenbury	d	2226x				2327x				
Yr Eglwys Wen / Whitchurch	d	2234				2335				
Prees	d	2239x				2340x				
Wem	d	2245				2346				
Yorton	d	2249x				2350x				
Wrecsam Cyffredinol / Wrexham General	d									
Aberystwyth	d									
Amwythig / Shrewsbury	a	2302				0001				
Amwythig / Shrewsbury	d		2309		2309					
Church Stretton	d		2325		2325					
Craven Arms	d		2333		2333					
Llwydlo / Ludlow	d		2342		2342					
Llanllieni / Leominster	d		2353		2353					
Henffordd / Hereford 	a		0009		0009					
Henffordd / Hereford 	d		0010		0010					
Y Fenni / Abergavenny	d		0034		0034					
Pontypwl a New Inn / Pontypool & New Inn	d		0044		0044					
Cwmbrân	d		0049		0049					
Casnewydd / Newport	a		0007d	0102	0016d	0102				
Caerdydd Canolog / Cardiff Central 	a		0022	0123	0037	0122				
Pen-y-Bont ar Ogwr / Bridgend	a									
Parcfordd Port Talbot Parkway	a									
Castell Nedd / Neath	a									
Abertawe / Swansea	a									
Llanelli	a									
Caerfyrddin / Carmarthen	a									
Caerfyrddin / Carmarthen Traws 	d									
Aberystwyth Traws 	a									
Aberdaugleddau / Milford Haven	a									

Nodiadau

FO Dydd Gwener yn unig

FX Dydd Llun i ddydd Iau

Notes









FO Friday only

FX Monday to Thursday

Mae'n bosibl na fydd tocynnau Off-Peak Day yn ddilys i deithio rhwng 0430 a 0930 ac ar gyfer teithiau sy'n cychwyn rhwng 1600 a 1829 Llun-Gwener. Dylech wirio am unrhyw gyfyngiadau cyn teithio.
Off-Peak Day tickets may not be valid for travel between 0430 and 0930 and for journeys starting between 1600 and 1829 Mon-Fri.
Please check restrictions before travel.

Gall gwaith i wella rheilffyrdd effeithio ar deithiau ar ddiwrnodau'r wythnos cyn 0630 neu ar ôl 2100. Cyn teithio, ewch i www.trc.cymru neu ffoniwch 03457 48 49 50.

Rail improvement work can affect journeys on weekdays before 0630 or after 2100 hours and on weekends. Before travelling, visit www.tfw.wales or call 03457 48 49 50.









Manceinion - Crewe - Amwythig - Henffordd - Caerdydd										Dydd Sadwrn
Manchester - Crewe - Shrewsbury - Hereford - Cardiff										Saturdays
	TfW	TfW	TfW	TfW	TfW	TfW	TfW	TfW	TfW	TfW
Manceinion Piccadilly / Manchester Piccadilly 	d					05 11			0630	0555
Stockport	d								0639	0603
Wilmslow	d								0647	06 11
Caerdybi / Holyhead 	d							0425		
Bangor	d							0457		
Cyffordd Llandudno / Llandudno Junction	d							05 17		0532
Caer / Chester	d			04 16	0455			06 17	055 1	0639
Crewe 	d			0450	0555				0709	0720
Yr Heledd Wen / Nantwich	d			0458	0603				07 18	0728
Wrenbury	d					0609x				0736x
Yr Eglwys Wen / Whitchurch	d			0509	06 16				0729	0743
Prees	d					0622x				0749x
Wem	d			05 18	0627				0737	0755
Yorton	d					0632x				0800x
Wrecsam Cyffredinol / Wrexham General	d							0632		
Aberystwyth	d								0529	
Amwythig / Shrewsbury	a				053 1	0643		07 10	0750	0809
Amwythig / Shrewsbury	d	05 16		0536	0645			07 18	0752	
Church Stretton	d	0533		055 1	0700				0807	
Craven Arms	d	0547		0559	0708				08 15	
Llwydlo / Ludlow	d			0606	07 15			0744	0822	
Llanllieni / Leominster	d			06 17	0726			0755	0833	
Henffordd / Hereford 	a			0633	0743			08 11	0850	
Henffordd / Hereford 	d	05 19		0647	0744			08 14	085 1	
Y Fenni / Abergavenny	d	0543		07 10	0807			0837	09 14	
Pontypwl a New Inn / Pontypool & New Inn	d	0554		0720	08 17			0848	0924	
Cwmbrân	d	0559		0725	0823			0853	0929	
Casnewydd / Newport	a	06 10		064 1d	0737	0836	0852d	0905	0940	0953d
Caerdydd Canolog / Cardiff Central 	a	0626		0653	075 1	0856	0905	0920	0959	1008
Pen-y-Bont ar Ogwr / Bridgend	a	0703		073 1	08 15	09 19	100 1	0949	1020	1045
Parcfordd Port Talbot Parkway	a	07 18		0835	0830	0933	10 13		1032	111 1
Castell Nedd / Neath	a	0729		0843	0838	0945	102 1		1039	1118
Abertawe / Swansea	a	0747	092 1	0855	085 1	1002	1033		1054	113 1
Llanelli	a	0809	0853		092 1	1023			1125	1154
Caerfyrddin / Carmarthen	a	0842			0952	1052			115 1	1229
Caerfyrddin / Carmarthen Traws 	d									
Aberystwyth Traws 	a									
Aberdaugleddau / Milford Haven	a				1059				1300	

Nodiadau

D I Maesteg









Notes

D To Maesteg

Manceinion - Crewe - Amwythig - Henffordd - Caerdydd										Dydd Sadwrn	
Manchester - Crewe - Shrewsbury - Hereford - Cardiff										Saturdays	
	TfW	TfW	TfW D	TfW	TfW	TfW	TfW	TfW D	TfW	TfW	
Manceinion Piccadilly / Manchester Piccadilly 	d	0731			0830			0931		1031	0955
Stockport	d	0740			0839			0939		1039	1004
Wilmslow	d	0747			0847			0947		1047	1011
Caergybi / Holyhead 	d			0631	0652			0755		0816	0855
Bangor	d			0703	0720			0822		0855	0922
Cyffordd Llandudno / Llandudno Junction	d			0722	0738			0840		0921	0940
Caer / Chester	d			0820	0835			0933		1020	1035
Crewe 	d	0810			0910			1010		1110	1120
Yr Heledd Wen / Nantwich	d	0818									1131
Wrenbury	d										1138x
Yr Eglwys Wen / Whitchurch	d	0829									1146
Prees	d										1153x
Wem	d										1159
Yorton	d										1204x
Wrecsam Cyffredinol / Wrexham General	d			0835						1035	
Aberystwyth	d	0629			0729			0829			0929
Amwythig / Shrewsbury	a	0848		0913	0939			1040		1113	1140
Amwythig / Shrewsbury	d	0852	0904	0917	0941			1040		1116	1141
Church Stretton	d	0907	0922		0956			1055			1156
Craven Arms	d	0916	0932		1004			1103			1204
Llwydlo / Ludlow	d	0924		0945	1011			1111		1142	1211
Llanllieni / Leominster	d	0935			1022			1121			1222
Henffordd / Hereford 	a	0950		1009	1038			1139		1208	1237
Henffordd / Hereford 	d	0952		1011	1040			1139		1209	1239
Y Fenni / Abergavenny	d	1015		1034	1103			1203		1232	1302
Pontypwl a New Inn / Pontypool & New Inn	d			1044						1242	
Cwmbrân	d	1028		1049	1115			1216		1247	1315
Casnewydd / Newport	a	1039		1100	1128	1146d	1229	1252d	1258	1329	
Caerdydd Canolog / Cardiff Central 	a	1054		1116	1154	1200	1255	1306	1316	1354	
Pen-y-Bont ar Ogwr / Bridgend	a	1118		1147	1224	1245	1318	1400	1345	1423	
Parcfordd Port Talbot Parkway	a	1134		1210	1235	1310	1332	1412		1436	
Castell Nedd / Neath	a	1145		1218	1242	1318	1344	1419		1443	
Abertawe / Swansea	a	1202	1257	1230	1256	1330	1401	1432		1456	
Llanelli	a	1223	1234		1319			1423		1520	
Caerfyrddin / Carmarthen	a	1253			1345			1452		1546	
Caerfyrddin / Carmarthen Traws 	d										
Aberystwyth Traws 	a										
Aberdaugleddau / Milford Haven	a				1503					1650	

Nodiadau
D I Maesteg

Notes
D To Maesteg

	TfW	TfW	TfW	TfW	TfW	TfW	TfW	TfW	TfW	TfW
Manceinion Piccadilly / Manchester Piccadilly 	d	1131			1231		1155		1331	1431
Stockport	d	1139			1239		1204		1339	1439
Wilmslow	d	1147			1246		1211		1347	1447
Caergybi / Holyhead 	d			1030						1238
Bangor	d			1102						1305
Cyffordd Llandudno / Llandudno Junction	d			1122						1323
Caer / Chester	d	1054		1221	1154				1335	1420 1435
Crewe 	d	1208			1308		1320		1410	1510
Yr Heledd Wen / Nantwich	d	1216					1328		1418	
Wrenbury	d						1335x			
Yr Eglwys Wen / Whitchurch	d	1227					1343		1429	
Prees	d						1349x			
Wem	d						1355			
Yorton	d						1401x			
Wrecsam Cyffredinol / Wrexham General	d			1235						1434
Aberystwyth	d				1129				1229	1329
Amwythig / Shrewsbury	a	1247		1313	1337		1413		1448	1512 1541
Amwythig / Shrewsbury	d	1254		1316	1341	1358			1452	1515 1547
Church Stretton	d	1309		1331		1416			1507	1602
Craven Arms	d	1317		1339		1426			1515	1610
Llwydlo / Ludlow	d	1324		1346	1407				1523	1541 1617
Llanllieni / Leominster	d	1335			1417				1533	1628
Henffordd / Hereford 	a	1352		1411	1433				1549	1605 1644
Henffordd / Hereford 	d	1352		1414	1433				1549	1606 1647
Y Fenni / Abergavenny	d	1416		1438	1456				1612	1629 1710
Pontypwl a New Inn / Pontypool & New Inn	d			1448						1639 1720
Cwmbrân	d	1428		1454	1509				1625	1644 1726
Casnewydd / Newport	a	1440	1452d	1505	1521			1538d	1637	1655 1739
Caerdydd Canolog / Cardiff Central 	a	1455	1507	1526	1537			1553	1657	1710 1756
Pen-y-Bont ar Ogwr / Bridgend	a	1525	1545	1605	1600			1646	1725	1742 1824
Parcfordd Port Talbot Parkway	a	1537	1619	1638	1615			1712	1739	1810 1839
Castell Nedd / Neath	a	1544	1627	1646	1622			1719	1751	1818 1847
Abertawe / Swansea	a	1600	1640	1659	1635	1807		1734	1807	1830 1900
Llanelli	a	1623	1722		1658	1739			1830	1924
Caerfyrddin / Carmarthen	a	1657	1753		1729				1901	1950
Caerfyrddin / Carmarthen Traws 	d									
Aberystwyth Traws 	a									
Aberdaugleddau / Milford Haven	a				1833					2059

Nodiadau









G I Ddoc Penfro

D I Maesteg

Notes

G To Pembroke Dock

D To Maesteg









	TfW	TfW	TfW	TfW G	TfW	TfW	TfW	TfW	TfW	TfW
Manceinion Piccadilly / Manchester Piccadilly 	d		1355	153 1		163 1		1555	173 1	
Stockport	d		1404	1539		1639		1604	1739	
Wilmslow	d		14 11	1547		1647		16 11	1747	
Caerdybi / Holyhead 	d			1358	1427					
Bangor	d			1425	1455					
Cyffordd Llandudno / Llandudno Junction	d			1443	1520					
Caer / Chester	d		1354	1535	16 19	1554			1655	
Crewe 	d		1520	16 10		17 10		1720	18 11	
Yr Heledd Wen / Nantwich	d		1528	16 18		17 18		1728	18 19	
Wrenbury	d		1535x					1735x		
Yr Eglwys Wen / Whitchurch	d		1543	1629		1728		1743	1830	
Prees	d		1549x					1749x		
Wem	d		1555					1755		
Yorton	d		160 1x					180 1x		
Wrecsam Cyffredinol / Wrexham General	d				1634					
Aberystwyth	d					1529				
Amwythig / Shrewsbury	a		16 13	1648	17 12	1746		18 13	1850	
Amwythig / Shrewsbury	d			1652	17 16	1747			1854	
Church Stretton	d			1707		1802			1909	
Craven Arms	d			17 15		18 10			19 17	
Llwydlo / Ludlow	d			1722	1742	18 17			1924	
Llanllieni / Leominster	d			1733		1828			1935	
Henffordd / Hereford 	a			1750	1806	1846			195 1	
Henffordd / Hereford 	d			1750	1807	1848			1952	
Y Fenni / Abergavenny	d			18 13	1830	19 11			20 15	
Pontypwl a New Inn / Pontypool & New Inn	d			1823	1840	192 1			2025	
Cwmbrân	d			1828	1845	1926			2030	
Casnewydd / Newport	a	1750d	1839d	184 1	1856	1938	1952d		204 1	2053d
Caerdydd Canolog / Cardiff Central 	a	1807	1852	1858	19 11	1957	2007		2 100	2 107
Pen-y-Bont ar Ogwr / Bridgend	a	1843	1945	1923	1938	202 1	2046		2 132	2 159
Parcfordd Port Talbot Parkway	a	19 11	1950	1939	20 13	2033	2046		2 144	22 11
Castell Nedd / Neath	a	19 19	1958	195 1	2020	2053	2 119		2 152	22 19
Abertawe / Swansea	a	1932	20 12	2009	2033	2 106	2 13 1		2204	223 1
Llanelli	a	2040		2032		2 103	2245			
Caerfyrddin / Carmarthen	a	2 109		2058		2 135	2320			
Caerfyrddin / Carmarthen Traws 	d									
Aberystwyth Traws 	a									
Aberdaugleddau / Milford Haven	a					2306				










Nodiadau

G I Ddoc Penfro

Notes

G To Pembroke Dock

	TfW	TfW	TfW	TfW	TfW	TfW	TfW			
Manceinion Piccadilly / Manchester Piccadilly 	d	1831	1931	2031	2133	2235				
Stockport	d	1839	1940	2039	2143	2244				
Wilmslow	d	1847	1947	2047	2153	2252				
Caerdybi / Holyhead 	d	1648		1825		2035				
Bangor	d	1715		1904		2102				
Cyffordd Llandudno / Llandudno Junction	d	1735		1929		2133				
Caer / Chester	d	1833	1753	1937	2035	2055	2231			
Crewe 	d	1911	2010	2110	2213	2314				
Yr Heledd Wen / Nantwich	d	1919	2018	2118	2221	2322				
Wrenbury	d	1925x		2124x	2226x	2328x				
Yr Eglwys Wen / Whitchurch	d	1932	2029	2131	2234	2335				
Prees	d	1938x		2137x	2239x	2341x				
Wem	d	1943	2038	2142	2245	2346				
Yorton	d	1948x		2147x	2249x	2351x				
Wrexham Cyffredinol / Wrexham General	d	1848								
Aberystwyth	d	1728		1831	1929					
Amwythig / Shrewsbury	a	1926	1958	2050	2159	2301	0005			
Amwythig / Shrewsbury	d	1927	1959	2053	2203					
Church Stretton	d	1942	2014	2108	2218					
Craven Arms	d	1950	2022	2116	2226					
Llwydlo / Ludlow	d	1957	2029	2123	2233					
Llanllieni / Leominster	d	2040	2134	2244						
Henffordd / Hereford 	a	2023	2056	2150	2259					
Henffordd / Hereford 	d	2027	2057	2153	2301					
Y Fenni / Abergavenny	d	2050	2120	2216	2324					
Pontypwl a New Inn / Pontypool & New Inn	d		2130	2227	2334					
Cwmbrân	d	2102	2135	2232	2339					
Casnewydd / Newport	a	2114	2146	2247	2350		0009d			
Caerdydd Canolog / Cardiff Central 	a	2130	2205	2310	0014		0030			
Pen-y-Bont ar Ogwr / Bridgend	a	2255	2235							
Parcfordd Port Talbot Parkway	a	2311	2247							
Castell Nedd / Neath	a	2322	2254							
Abertawe / Swansea	a	2340	2307							
Llanelli	a	0002	2329							
Caerfyrddin / Carmarthen	a	0036	0004							
Caerfyrddin / Carmarthen Traws 	d									
Aberystwyth Traws 	a									
Aberdaugleddau / Milford Haven	a									



	TfW	TfW	TfW	TfW	TfW	TfW	TfW	TfW	TfW	TfW
							F			
Manceinion Piccadilly / Manchester Piccadilly 	d		0827						0930	
Stockport	d		0835						0941	
Wilmslow	d		0822						0948	
Caerdybi / Holyhead 	d									
Bangor	d									
Cyffordd Llandudno / Llandudno Junction	d									
Caer / Chester	d		0838						0939	
Crewe 	d		0921						1014	
Yr Heledd Wen / Nantwich	d		0929						1022	
Wrenbury	d		0936x							
Yr Eglwys Wen / Whitchurch	d		0944						1033	
Prees	d		0950x							
Wem	d		0956						1042	
Yorton	d		1002x							
Wrecsam Cyffredinol / Wrexham General	d									
Aberystwyth	d								0829	
Amwythig / Shrewsbury	a		1014						1054	
Amwythig / Shrewsbury	d		0750						1105	
Church Stretton	d		0815						1121	
Craven Arms	d		0835						1129	
Llwydlo / Ludlow	d		0855						1138	
Llanllieni / Leominster	d		0920						1149	
Henffordd / Hereford 	a		0950						1205	
Henffordd / Hereford 	d					1006			1214	
Y Fenni / Abergavenny	d					1030			1237	
Pontypwl a New Inn / Pontypool & New Inn	d					1040			1247	
Cwmbrân	d					1045			1253	
Casnewydd / Newport	a	0930d		0945d	1103d	1057	1140d	1213d	1304	1314d
Caerdydd Canolog / Cardiff Central 	a	0949		1004	1118	1111	1155	1226	1318	1330
Pen-y-Bont ar Ogwr / Bridgend	a	1022		1056	1155	1134	1233	1255	1340	1356
Parcfordd Port Talbot Parkway	a	1038		1108	1207	1147	1248	1307	1356	1411
Castell Nedd / Neath	a	1046		1116	1214	1155	1315		1402	1419
Abertawe / Swansea	a	1100		1129	1229	1208	1329		1418	1431
Llanelli	a	1124			1251	1231	1319		1453	
Caerfyrddin / Carmarthen	a	1159			1327	1304	1348		1528	
Caerfyrddin / Carmarthen Traws 	d									
Aberystwyth Traws 	a									
Aberdaugleddau / Milford Haven	a	1303				1459				









Nodiadau

F I Porthladd Abergwaun

Notes









F To Fishguard Harbour

Mae'r llwybrau mewn print tywyll yn dangos gwasanaethau bysiau yn lle trenau. Gweler y posteri  Information/Gwybodaeth yn y gorsafoedd i weld lle bydd y bysiau'n aros
Shaded routes indicate replacement bus services. Please see  Information/Gwybodaeth posters at stations for bus pick up point

Manceinion - Crewe - Amwythig - Henffordd - Caerdydd										Dydd Sul
Manchester - Crewe - Shrewsbury - Hereford - Cardiff										Sundays
	TfW	TfW	TfW	TfW	TfW	TfW	TfW	TfW	TfW	TfW
Manceinion Piccadilly / Manchester Piccadilly 	d	1031			1020	1130			1232	1155
Stockport	d	1040			1029	1143			1243	1205
Wilmslow	d	1048			1037	1150			1250	1213
Caerdybi / Holyhead 	d				0849			1020		
Bangor	d				0917			1059		
Cyffordd Llandudno / Llandudno Junction	d				0937			1123		
Caer / Chester	d	0957			1039	1057		1229	1223	1157
Crewe 	d	1111			1126	1213			1313	1321
Yr Heledd Wen / Nantwich	d				1133					1329
Wrenbury	d				1140x					1336x
Yr Eglwys Wen / Whitchurch	d				1148					1344
Prees	d				1154x					1350x
Wem	d				1200					1356
Yorton	d				1206x					1402x
Wrecsam Cyffredinol / Wrexham General	d							1244		
Aberystwyth	d	0929				1029		1129		
Amwythig / Shrewsbury	a	1142			1218	1243		1322	1346	1414
Amwythig / Shrewsbury	d	1146		1204		1245		1325	1350	
Church Stretton	d			1222				1340		
Craven Arms	d			1232				1348		
Llwydlo / Ludlow	d	1213				1312		1356	1418	
Llanllieni / Leominster	d	1224				1324		1407	1429	
Henffordd / Hereford 	a	1240				1339		1422	1445	
Henffordd / Hereford 	d	1242				1342		1423	1447	
Y Fenni / Abergavenny	d	1306				1405		1446	1510	
Pontypwl a New Inn / Pontypool & New Inn	d	1316				1415		1456		
Cwmbrân	d	1322				1420		1501	1523	
Casnewydd / Newport	a	1333	1341d			1432	1518d	1511	1522d	1537
Caerdydd Canolog / Cardiff Central 	a	1351	1353			1448	1533	1528	1536	1555
Pen-y-Bont ar Ogwr / Bridgend	a	1426	1456			1510	1600		1659	1622
Parcffordd Port Talbot Parkway	a	1441	1508			1525	1612		1715	1637
Castell Nedd / Neath	a	1448	1516			1533	1620		1722	1645
Abertawe / Swansea	a	1503	1529	1602		1548	1632		1735	1659
Llanelli	a	1545		1536		1654				1723
Caerfyrddin / Carmarthen	a	1611		1723						1750
Caerfyrddin / Carmarthen Traws 	d									
Aberystwyth Traws 	a									
Aberdaugleddau / Milford Haven	a	1713							1907	









Yn aml mae gwaith gwella'r rheilffyrdd yn effeithio ar wasanaethau ar y Sul, gan gynnwys arlwyio ar drenau. Cyn teithio ewch i www.trc.cymru neu ffoniwch 03457 484 950.

Rail improvement work often affects Sunday services, including on-train catering. Before travelling, visit www.tfw.wales or call 03457 484 950.

Manceinion - Crewe - Amwythig - Henffordd - Caerdydd										Dydd Sul	
Manchester - Crewe - Shrewsbury - Hereford - Cardiff										Sundays	
	TfW	TfW	TfW	TfW	TfW	TfW	TfW	TfW	TfW	TfW	
Manceinion Piccadilly / Manchester Piccadilly 	d	1330		143 1	1355			1530		1630	
Stockport	d	1340		144 1	1405			1540		1640	
Wilmslow	d	1348		1449	14 12			1548		1648	
Caerdybi / Holyhead 	d	1150		1250				135 1			
Bangor	d	12 17		13 18				14 18			
Cyffordd Llandudno / Llandudno Junction	d	1235		1336				1436			
Caer / Chester	d	1330		1433	1433			1533		1622	
Crewe 	d	14 12		15 13	152 1			16 13		17 13	
Yr Heledd Wen / Nantwich	d				1529						
Wrenbury	d				1536x						
Yr Eglwys Wen / Whitchurch	d				1544						
Prees	d				1550x						
Wem	d				1556						
Yorton	d				1602x						
Wrecsam Cyffredinol / Wrexham General	d										
Aberystwyth	d	1229		1329				1429		1527	
Amwythig / Shrewsbury	a	1447		1548	16 14			1643		1743	
Amwythig / Shrewsbury	d	1450		1550			1620	1645		1746	
Church Stretton	d	1506					1639	1700			
Craven Arms	d	15 14					1649	1708			
Llwydlo / Ludlow	d	1523		1620				17 16		18 14	
Llanllieni / Leominster	d	1534		163 1				1727		1824	
Henffordd / Hereford 	a	1550		1648				1742		1842	
Henffordd / Hereford 	d	1550		1648				1743		1843	
Y Fenni / Abergavenny	d	16 14		17 12				1806		1906	
Pontypwl a New Inn / Pontypool & New Inn	d	1625						18 16		19 16	
Cwmbrân	d	1630		1726				182 1		1922	
Casnewydd / Newport	a	164 1	1722d	1739		18 15d		1835	1947d	20 12d	1935
Caerdydd Canolog / Cardiff Central 	a	1657	1735	1754		1829	2 137	1853	2000	2025	195 1
Pen-y-Bont ar Ogwr / Bridgend	a	1728	1759	1827		1857	2 114	1923	2039	2055	20 15
Parcffordd Port Talbot Parkway	a	1744	18 11	1843		1909	2059	1938	2055	2 107	2030
Castell Nedd / Neath	a	175 1	18 18	185 1		19 16	205 1	1945	2 103	2 115	2037
Abertawe / Swansea	a	1808	183 1	1906		1929	2026	200 1	2 117	2 127	2052
Llanelli	a			1936			2002		2 139		
Caerfyrddin / Carmarthen	a			2006			2207				
Caerfyrddin / Carmarthen Traws 	d										
Aberystwyth Traws 	a										
Aberdaugleddau / Milford Haven	a			2 120			23 10				

Yn aml mae gwaith gwella'r rheilffyrdd yn effeithio ar wasanaethau ar y Sul, gan gynnwys arlwyio ar drenau. Cyn teithio ewch i www.trc.cymru neu ffoniwch 03457 484 950.

Rail improvement work often affects Sunday services, including on-train catering. Before travelling, visit www.tfw.wales or call 03457 484 950.

		TfW	TfW	TfW	TfW	TfW	TfW	TfW	TfW	TfW	TfW
Manceinion Piccadilly / Manchester Piccadilly 	d	1555	1730		1830	1755	1930				2031
Stockport	d	1603	1740		1840	1803	1940				2040
Wilmslow	d	1611	1748		1848	1811	1948				2048
Caergybi / Holyhead 			1530	1625			1729		1826		
Bangor	d		1557	1704			1756		1906		
Cyffordd Llandudno / Llandudno Junction	d		1625	1725			1822		1924		
Caer / Chester	d	1557	1723	1826	1835	1755	1938		2027		2037
Crewe 	d	1726	1813		1913	1918	2012		2050		2111
Yr Heledd Wen / Nantwich	d	1734				1926					2118
Wrenbury	d	1741x				1933x					2123x
Yr Eglwys Wen / Whitchurch	d	1749				1941					2131
Prees	d	1755x				1947x					2137x
Wem	d	1801				1953					2142
Yorton	d	1807x				1959x					2147x
Wrecsam Cyffredinol / Wrexham General	d			1841							
Aberystwyth	d		1629		1727						1929
Amwythig / Shrewsbury	a	1819	1842	1920	1946	2011	2047		2120		2156
Amwythig / Shrewsbury	d		1845	1922	1946		2049		2120		2204
Church Stretton	d		1900	1938			2105				2220
Craven Arms	d		1908	1946			2113				2228
Llwydlo / Ludlow	d		1916	1954	2014		2122				2236
Llanllieni / Leominster	d			2004	2024		2133				2246
Henffordd / Hereford 	a		1940	2019	2040		2148				2302
Henffordd / Hereford 	d		1940	2022	2041		2149				2305
Y Fenni / Abergavenny	d		2004	2045	2104		2213				2328
Pontypwl a New Inn / Pontypool & New Inn	d			2056			2224				2338
Cwmbrân	d		2016	2101	2117		2229				2343
Casnewydd / Newport	a		2028	2113	2127		2240	2134d		2333d	2356
Caerdydd Canolog / Cardiff Central 	a		2046	2130	2144		2257	2148		2347	0017
Pen-y-Bont ar Ogwr / Bridgend	a		2111	2156	2209		2320	2250			
Parcfordd Port Talbot Parkway	a		2126	2208	2224		2336	2303			
Castell Nedd / Neath	a		2134	2215	2231		2345	2312			
Abertawe / Swansea	a		2149	2228	2246		2359	2325			
Llanelli	a			2355	2309						
Caerfyrddin / Carmarthen	a			0032	2342						
Caerfyrddin / Carmarthen Traws 	d										
Aberystwyth Traws 	a										
Aberdaugleddau / Milford Haven	a										

Nodiadau





H I Birmingham Rhyngwldol

Notes

H To Birmingham International

Yn aml mae gwaith gwella'r rheilffyrdd yn effeithio ar wasanaethau ar y Sul, gan gynnwys arlwyio ar drenau. Cyn teithio ewch i www.trc.cymru neu ffoniwch 03457 484 950.

Rail improvement work often affects Sunday services, including on-train catering. Before travelling, visit www.tfw.wales or call 03457 484 950.

	TfW	TfW	TfW	TfW						
Manceinion Piccadilly / Manchester Piccadilly 	d	2 135	2235							
Stockport	d	2 147								
Wilmslow	d	2 157	2250							
Caerdybi / Holyhead 	d			2033						
Bangor	d			2 112						
Cyffordd Llandudno / Llandudno Junction	d			2 139						
Caer / Chester	d	2053		2303						
Crewe 	d	2 145	22 17a	23 13a	2330					
Yr Heledd Wen / Nantwich	d	2 153			2338					
Wrenbury	d	2200x			2344x					
Yr Eglwys Wen / Whitchurch	d	2208			235 1					
Prees	d	22 14x			2357x					
Wem	d	2220			0002					
Yorton	d	2226x			0007x					
Wrecsam Cyffredinol / Wrexham General	d									
Aberystwyth	d									
Amwythig / Shrewsbury	a	2238			00 17					
Amwythig / Shrewsbury	d									
Church Stretton	d									
Craven Arms	d									
Llwydlo / Ludlow	d									
Llanllieni / Leominster	d									
Henffordd / Hereford 	a									
Henffordd / Hereford 	d									
Y Fenni / Abergavenny	d									
Pontypwl a New Inn / Pontypool & New Inn	d									
Cwmbrân	d									
Casnewydd / Newport	a									
Caerdydd Canolog / Cardiff Central 	a									
Pen-y-Bont ar Ogwr / Bridgend	a									
Parcfordd Port Talbot Parkway	a									
Castell Nedd / Neath	a									
Abertawe / Swansea	a									
Llanelli	a									
Caerfyrddin / Carmarthen	a									
Caerfyrddin / Carmarthen Traws 	d									
Aberystwyth Traws 	a									
Aberdaugleddau / Milford Haven	a									

Yn aml mae gwaith gwella'r rheilffyrdd yn effeithio ar wasanaethau ar y Sul, gan gynnwys arlwyio ar drenau. Cyn teithio ewch i www.trc.cymru neu ffoniwch 03457 484 950.

Rail improvement work often affects Sunday services, including on-train catering. Before travelling, visit www.tfw.wales or call 03457 484 950.

	TfW	TfW	TfW	TfW	TfW	TfW	TfW	TfW	TfW	TfW
		MX						D		1
Aberdaugleddau / Milford Haven	d									
Aberystwyth Traws	d									
Caerfyrddin / Carmarthen Traws	a									
Caerfyrddin / Carmarthen	d									
Llanelli	d									
Abertawe / Swansea	d				0346	0341		0459	0528	
Castell Nedd / Neath	d				0358	0353		0511	0540	
Parcfordd Port Talbot Parkway	d				0405	0400		0518	0547	
Pen-y-Bont ar Ogwr / Bridgend	d				0427	0414		0531	0600	
Caerdydd Canolog / Cardiff Central	d	0030		0435	0512	0537		0610	0635	0645
Cardnewydd / Newport	d	0049		0454	0531	0556		0623a	0648	0659
Cwmbrân	d	0100		0505	0542	0606			0659	0710
Pontypwl a New Inn / Pontypool & New Inn	d	0106		0511	0548	0612				0718
Y Fenni / Abergavenny	d	0118		0522	0557	0621			0714	0729
Henffordd / Hereford	a	0151		0547	0622	0646			0739	0753
Henffordd / Hereford	d			0547	0625	0647			0739	0754
Llanllieni / Leominster	d			0600	0638	0700			0752	
Llwydlo / Ludlow	d			0611	0649	0711			0803	0816
Craven Arms	d			0620	0657	0719	0729		0812	
Church Stretton	d			0629	0708	0728	0742		0821	
Amwythig / Shrewsbury	a			0644	0725	0743	0758		0836	0846
Amwythig / Shrewsbury	d	0531		0646	0728	0746	0800		0836	0850
Aberystwyth	a								1121	
Wrecsam Cyffredinol / Wrexham General	a				0803					0929
Yorton	d	0540x					0809x		0845x	
Wem	d	0545		0658		0757	0816		0850	
Prees	d	0550x					0820x		0855x	
Yr Eglwys Wen / Whitchurch	d	0557		0706		0806	0828		0902	
Wrenbury	d	0603x					0834x		0908x	
Yr Heledd Wen / Nantwich	d	0609		0716		0815	0841		0914	
Crewe	a	0617	0627d	0724		0824	0852		0924	
Caer / Chester	a	0719			0821		1010		1050	0947
Cyffordd Llandudno / Llandudno Junction	a	0816			0918		1103			1032
Bangor	a	0839			0940		1122			1049
Caerdybi / Holyhead	a	0921			1009		1156			1120
Wilmslow	a	0726	0644	0747		0847	0927		0950	
Stockport	a	0736	0655	0759		0859	0936		0959	
Manceinion Piccadilly / Manchester Piccadilly	a	0746	0709	0809		0913	0946		1011	

Nodiadau

MX Dydd Mawrth i ddydd Gwener

D I Cheltenham Spa

Notes

MX Tuesday to Friday

D To Cheltenham Spa

Mae'n bosibl na fydd tocynnau Off-Peak Day yn ddilys i deithio rhwng 0430 a 0930 ac ar gyfer teithiau sy'n cychwyn rhwng 1600 a 1829 Llun-Gwener. Dylech wirio am unrhyw gyfyngiadau cyn teithio.
Off-Peak Day tickets may not be valid for travel between 0430 and 0930 and for journeys starting between 1600 and 1829 Mon-Fri.
Please check restrictions before travel.

Gall gwaith i wella rheilffyrdd effeithio ar deithiau ar ddiwrnodau'r wythnos cyn 0630 neu ar ôl 2100. Cyn teithio, ewch i www.trc.cymru neu ffoniwch 03457 48 49 50.

Rail improvement work can affect journeys on weekdays before 0630 or after 2100 hours and on weekends. Before travelling, visit www.tfw.wales or call 03457 48 49 50.

	TfW	TfW	TfW	TfW	TfW	TfW	TfW	TfW	TfW	TfW
	D				D					
Aberdaugleddau / Milford Haven	d			0554			0702			
Aberystwyth Traws	d									
Caerfyrddin / Carmarthen Traws	a									
Caerfyrddin / Carmarthen	d	0500	0545	0500	0652	0603	0725	0758		
Llanelli	d	0525	0615	0625	0722	0634	0758	0828		
Abertawe / Swansea	d	0558	0638	0601	0749	0743	0823	0851		0923
Castell Nedd / Neath	d	0610	0653		0800	0755	0835	0906		0935
Parcfordd Port Talbot Parkway	d	0558	0704		0807	0802	0842	0917		0942
Pen-y-Bont ar Ogwr / Bridgend	d	0614	0719		0822	0815	0855	0932	0939	0955
Caerdydd Canolog / Cardiff Central	d	0705	0750		0850	0906	0922	0956	1009	1052
Casnewydd / Newport	d	0719a	0805		0904	0922a	0936	1009	1023a	1105
Cwmbrân	d		0815		0914		0947	1020		1116
Pontypwl a New Inn / Pontypool & New Inn	d		0821				0952			
Y Fenni / Abergavenny	d		0830		0927		1002	1033		1129
Henffordd / Hereford	a		0855		0952		1027	1058		1153
Henffordd / Hereford	d		0857		0954		1029	1058		1154
Llanllieni / Leominster	d		0910		1007			1111		1207
Llwydlo / Ludlow	d		0921		1018		1050	1122		1218
Craven Arms	d		0929	0945	1026		1058	1131		1227
Church Stretton	d		0938	0958	1035		1107	1140		1236
Amwythig / Shrewsbury	a		0953	1014	1051		1122	1155		1251
Amwythig / Shrewsbury	d		0956	1017	1051		1130	1157	1224	1251
Aberystwyth	a		1220		1322					1521
Wrecsam Cyffredinol / Wrexham General	a						1206			
Yorton	d			1027x				1234x		
Wem	d			1033				1240		
Prees	d			1039x				1245x		
Yr Eglwys Wen / Whitchurch	d			1046	1108			1252		1308
Wrenbury	d			1053x				1259x		
Yr Heledd Wen / Nantwich	d			1100	1117			1305		1318
Crewe	a		1025	1111	1127			1227	1315	1328
Caer / Chester	a		1109	1149	1208		1226	1349	1449	
Cyffordd Llandudno / Llandudno Junction	a		1159	1300			1321			
Bangor	a		1219	1318			1340			
Caergybi / Holyhead	a		1249	1346			1419			
Wilmslow	a		1049	1227	1149		1250	1427		1349
Stockport	a		1059	1235	1159		1259	1435		1359
Manceinion Piccadilly / Manchester Piccadilly	a		1111	1246	1213			1313	1446	1413

Nodiadau

D I Cheltenham Spa

Notes

D To Cheltenham Spa

Mae'n bosibl na fydd tocynnau Off-Peak Day yn ddilys i deithio rhwng 0430 a 0930 ac ar gyfer teithiau sy'n cychwyn rhwng 1600 a 1829 Llun-Gwener. Dylech wirio am unrhyw gyfyngiadau cyn teithio.
Off-Peak Day tickets may not be valid for travel between 0430 and 0930 and for journeys starting between 1600 and 1829 Mon-Fri. Please check restrictions before travel.

Gall gwaith i wella rheilffyrdd effeithio ar deithiau ar ddiwrnodau'r wythnos cyn 0630 neu ar ôl 2100. Cyn teithio, ewch i www.trc.cymru neu ffoniwch 03457 48 49 50.

Rail improvement work can affect journeys on weekdays before 0630 or after 2100 hours and on weekends. Before travelling, visit www.tfw.wales or call 03457 48 49 50.

	TfW	TfW	TfW	TfW	TfW	TfW	TfW	TfW	TfW	TfW
	1							G		
Aberdaugleddau / Milford Haven	d		0908							1105
Aberystwyth Traws	d									
Caerfyrddin / Carmarthen Traws	a									
Caerfyrddin / Carmarthen	d	0900		1005			1100			1204
Llanelli	d	0930	0951	1030			1130			1229
Abertawe / Swansea	d	1023	0927	1051			1152	1123	1223	1252
Castell Nedd / Neath	d	1035		1106			1203	1135	1235	1306
Parcfordd Port Talbot Parkway	d	1042		1118			1211	1142	1242	1317
Pen-y-Bont ar Ogwr / Bridgend	d	1055		1132		1138	1226	1155	1240	1332
Caerdydd Canolog / Cardiff Central	d	1122		1156		1210	1249	1307	1322	1357
Casnewydd / Newport	d	1136		1209		1224a	1303	1321a	1337	1411
Cwmbrân	d	1147		1220			1314		1347	1422
Pontypwl a New Inn / Pontypool & New Inn	d	1154							1353	
Y Fenni / Abergavenny	d	1205		1234			1327		1402	1436
Henffordd / Hereford	a	1230		1259			1352		1427	1502
Henffordd / Hereford	d	1230		1300			1353		1429	1502
Llanllieni / Leominster	d			1313			1406			1515
Llwydlo / Ludlow	d	1251		1324			1417		1450	1526
Craven Arms	d		1306	1333			1425		1459	
Church Stretton	d		1319	1342			1434		1508	
Amwythig / Shrewsbury	a	1325	1337	1357			1449		1524	1553
Amwythig / Shrewsbury	d	1329		1357	1424		1452		1529	1624
Aberystwyth	a						1721			
Wrecsam Cyffredinol / Wrexham General	a	1409							1605	
Yorton	d				1434x					1634x
Wem	d				1440					1640
Prees	d				1445x					1645x
Yr Eglwys Wen / Whitchurch	d				1452		1509			1652
Wrenbury	d				1459x					1659x
Yr Heledd Wen / Nantwich	d				1505		1518			1705
Crewe	a			1427	1515		1528			1715
Caer / Chester	a	1426		1549	1649				1625	1808
Cyffordd Llandudno / Llandudno Junction	a	1527							1717	1858
Bangor	a	1550							1741	1918
Caerdybi / Holyhead	a	1620							1821	
Wilmslow	a			1449	1627		1550			1827
Stockport	a			1459	1635		1559			1835
Manceinion Piccadilly / Manchester Piccadilly	a			1513	1646		1613			1846

Nodiadau

G I Caerloyw





Notes

G To Gloucester

Mae'n bosibl na fydd tocynnau Off-Peak Day yn ddilys i deithio rhwng 0430 a 0930 ac ar gyfer teithiau sy'n cychwyn rhwng 1600 a 1829 Llun-Gwener. Dylech wirio am unrhyw gyfyngiadau cyn teithio.
Off-Peak Day tickets may not be valid for travel between 0430 and 0930 and for journeys starting between 1600 and 1829 Mon-Fri. Please check restrictions before travel.

Gall gwaith i wella rheilffyrdd effeithio ar deithiau ar ddiwrnodau'r wythnos cyn 0630 neu ar ôl 2100. Cyn teithio, ewch i www.trc.cymru neu ffoniwch 03457 48 49 50.

Rail improvement work can affect journeys on weekdays before 0630 or after 2100 hours and on weekends. Before travelling, visit www.tfw.wales or call 03457 48 49 50.

	TfW	TfW	TfW	TfW	TfW	TfW	TfW	TfW	TfW	TfW
Aberdaugleddau / Milford Haven	d			1300						1
Aberystwyth Traws 	d									
Caerfyrddin / Carmarthen Traws 	a									
Caerfyrddin / Carmarthen	d	1300		1357	1347			150 1		
Llanelli	d	1330		1422	1453		14 11	153 1		
Abertawe / Swansea	d	1354	1323	1423	1446	1435		1554	1523	
Castell Nedd / Neath	d	1405	1335	1435	1500			1605	1535	
Parcfordd Port Talbot Parkway	d	14 13	1342	1442	15 11			1447	16 13	1542
Pen-y-Bont ar Ogwr / Bridgend	d	1425	1439	1455	1525			1538	1625	1637
Caerdydd Canolog / Cardiff Central 7	d	1449	1508	1523	1550			1608	1650	1708
Casnewydd / Newport	d	1503	1522a	1537	1603			1622a	1703	1723a
Cwمبرân	d	15 13		1547	16 14			17 14		1742
Pontypwl a New Inn / Pontypool & New Inn	d			1553	16 19			17 19		1749
Y Fenni / Abergavenny	d	1526		1602	1628			1729		1800
Henffordd / Hereford 7	a	1550		1627	1653			1753		1825
Henffordd / Hereford 7	d	1552		1628	1654			1757		1825
Llanllieni / Leominster	d	1605		164 1	1707			18 10		
Llwydlo / Ludlow	d	16 16		1652	17 18			1822		
Craven Arms	d	1624		170 1	1726	1800		183 1		
Church Stretton	d	1633		17 10	1735	18 13		1840		
Amwythig / Shrewsbury	a	1648		1724	1750	1829		1854		1909
Amwythig / Shrewsbury	d	1649		1728	175 1		1832	1858		1909
Aberystwyth	a	192 1			2020	2 122				
Wrecsam Cyffredinol / Wrexham General	a			1805						1938
Yorton	d						1842x			
Wem	d	1700					1847			
Prees	d						1852x			
Yr Eglwys Wen / Whitchurch	d	1708			1808		1859		19 15	
Wrenbury	d						1906x			
Yr Heledd Wen / Nantwich	d	17 17			18 17				1924	
Crewe 10	a	1727			1827		1923		1934	
Caer / Chester	a	1849		1822	19 15		20 13		20 13	1958
Cyffordd Llandudno / Llandudno Junction	a			19 18						205 1
Bangor	a			1937						211 1
Caerdybi / Holyhead 20 	a			2020						2 142
Wilmslow	a	1749			1850		2033		1957	
Stockport	a	1759			1859		2042		2007	
Manceinion Piccadilly / Manchester Piccadilly 10 	a	18 13			19 13		2052		20 19	

Mae'n bosibl na fydd tocynnau Off-Peak Day yn ddilys i deithio rhwng 0430 a 0930 ac ar gyfer teithiau sy'n cychwyn rhwng 1600 a 1829 Llun-Gwener. Dylech wirio am unrhyw gyfyngiadau cyn teithio.
Off-Peak Day tickets may not be valid for travel between 0430 and 0930 and for journeys starting between 1600 and 1829 Mon-Fri. Please check restrictions before travel.

Gall gwaith i wella rheilffyrdd effeithio ar deithiau ar ddiwrnodau'r wythnos cyn 0630 neu ar ôl 2100. Cyn teithio, ewch i www.trc.cymru neu ffoniwch 03457 48 49 50.

Rail improvement work can affect journeys on weekdays before 0630 or after 2100 hours and on weekends. Before travelling, visit www.tfw.wales or call 03457 48 49 50.

Caerdydd - Henffordd - Amwythig - Crewe - Manceinion **Dydd Llun i ddydd Gwener**
Cardiff - Hereford - Shrewsbury - Crewe - Manchester **Mondays to Fridays**

	TfW	TfW	TfW	TfW FO	TfW FX	TfW	TfW FX	TfW FO	TfW	TfW
Aberdaugleddau / Milford Haven	d	1507								1711
Aberystwyth Traws	d									
Caerfyrddin / Carmarthen Traws	a									
Caerfyrddin / Carmarthen	d	1605				1655				1850
Llanelli	d	1630	1644			1725				1922
Abertawe / Swansea	d	1654	1623	1705		1749	1823			1949
Castell Nedd / Neath	d	1705	1635	1719		1804	1835			2000
Parcfordd Port Talbot Parkway	d	1712	1642	1730		1815	1842			2007
Pen-y-Bont ar Ogwr / Bridgend	d	1724	1737	1747		1830	1855			2036
Caerdydd Canolog / Cardiff Central	d	1749	1807	1823		1855	1941	1941	2015	2110
Casnewydd / Newport	d	1803	1823a	1836		1909	1955	1955	2029	2124a
Cwmbrân	d	1813		1847		1919	2005	2005	2039	
Pontypwl a New Inn / Pontypool & New Inn	d	1818				1924	2010	2010	2045	
Y Fenni / Abergavenny	d	1828		1900		1934	2020	2020	2054	
Henffordd / Hereford	a	1853		1925		1959	2045	2045	2119	
Henffordd / Hereford	d	1853		1925		1959	2046	2046	2122	
Llanllieni / Leominster	d	1906				2012	2059	2059	2135	
Llwydlo / Ludlow	d	1917		1946		2023	2110	2110	2146	
Craven Arms	d	1926				2032	2118	2118	2154	
Church Stretton	d	1935				2041	2127	2127	2204	
Amwythig / Shrewsbury	a	1950		2013		2056	2142	2142	2219	
Amwythig / Shrewsbury	d	1950		2014	2032	2056	2146	2146	2220	
Aberystwyth	a	2222		2222		2336		2336		
Wrecsam Cyffredinol / Wrexham General	a						2222	2222		
Yorton	d			2041x	2041x				2229x	
Wem	d			2046	2046				2233	
Prees	d			2051x	2051x				2238x	
Yr Eglwys Wen / Whitchurch	d			2058	2058	2113			2245	
Wrenbury	d			2104x	2104x				2250x	
Yr Heledd Wen / Nantwich	d			2110	2110	2122			2257	
Crewe	a	2021		2043	2119	2131			2307	
Caer / Chester	a	2119		2112	2158	2248	2248	2243	2243	2353
Cyffordd Llandudno / Llandudno Junction	a	2213		2213	2259			2352	2352	
Bangor	a	2230		2230	2324			0016	0015	
Caerdybi / Holyhead	a	2301		2301	0002			0043	0043	
Wilmslow	a	2042		2138	2227		2151			
Stockport	a	2053			2235		2201			
Manceinion Piccadilly / Manchester Piccadilly	a	2107		2154	2246		2215			

Nodiadau

FO Dydd Gwener yn unig
 FX Dydd Llun i ddydd Iau









Notes

FO Friday only
 FX Monday to Thursday

Mae'n bosibl na fydd tocynnau Off-Peak Day yn ddilys i deithio rhwng 0430 a 0930 ac ar gyfer teithiau sy'n cychwyn rhwng 1600 a 1829 Llun-Gwener. Dylech wirio am unrhyw gyfyngiadau cyn teithio.
 Off-Peak Day tickets may not be valid for travel between 0430 and 0930 and for journeys starting between 1600 and 1829 Mon-Fri.
 Please check restrictions before travel.

Gall gwaith i wella rheilffyrdd effeithio ar deithiau ar ddiwrnodau'r wythnos cyn 0630 neu ar ôl 2100. Cyn teithio, ewch i www.trc.cymru neu ffoniwch 03457 48 49 50.

Rail improvement work can affect journeys on weekdays before 0630 or after 2100 hours and on weekends. Before travelling, visit www.tfw.wales or call 03457 48 49 50.

	TfW	TfW	TfW FX	TfW FO						
Aberdaugleddau / Milford Haven	d									
Aberystwyth Traws 	d									
Caerfyrddin / Carmarthen Traws 	a									
Caerfyrddin / Carmarthen	d	1850			2 100					
Llanelli	d	1922			2 130					
Abertawe / Swansea	d	1949	2023	2 123	2 154					
Castell Nedd / Neath	d	2000	2035	2 135	2208					
Parcffordd Port Talbot Parkway	d	2007	2042	2 142	22 19					
Pen-y-Bont ar Ogwr / Bridgend	d	202 1	2055	2240	2240					
Caerdydd Canolog / Cardiff Central 	d	2 1 15	2 1 55	23 12	2320					
Casnewydd / Newport	d	2 129	22 13	2329a	2333a					
Cwmbrân	d	2 140	2224							
Pontypwl a New Inn / Pontypool & New Inn	d		2230							
Y Fenni / Abergavenny	d	2 153	2240							
Henffordd / Hereford 	a	2220	2308							
Henffordd / Hereford 	d	2220	2308							
Llanllieni / Leominster	d	2233	232 1							
Llwydlo / Ludlow	d	2244	2332							
Craven Arms	d	2253	2342							
Church Stretton	d	2302	235 1							
Amwythig / Shrewsbury	a	23 17	0008							
Amwythig / Shrewsbury	d	23 17	00 13							
Aberystwyth	a									
Wrecsam Cyffredinol / Wrexham General	a									
Yorton	d	2326x	0022x							
Wem	d	2331	0027							
Prees	d	2336x	0032x							
Yr Eglwys Wen / Whitchurch	d	2343	0039							
Wrenbury	d	2349x	0045x							
Yr Heledd Wen / Nantwich	d	2355	0052							
Crewe 	a	0005	0 104							
Caer / Chester	a	0027								
Cyffordd Llandudno / Llandudno Junction	a									
Bangor	a									
Caerdybi / Holyhead 	a									
Wilmslow	a									
Stockport	a									
Manceinion Piccadilly / Manchester Piccadilly 	a									

Nodiadau

FX Dydd Llun i ddydd Iau

FO Dydd Gwener yn unig

Notes

FX Monday to Thursday

FO Friday only

Mae'n bosibl na fydd tocynnau Off-Peak Day yn ddilys i deithio rhwng 0430 a 0930 ac ar gyfer teithiau sy'n cychwyn rhwng 1600 a 1829 Llun-Gwener. Dylech wirio am unrhyw gyfyngiadau cyn teithio.
Off-Peak Day tickets may not be valid for travel between 0430 and 0930 and for journeys starting between 1600 and 1829 Mon-Fri.
Please check restrictions before travel.

Gall gwaith i wella rheilffyrdd effeithio ar deithiau ar ddiwrnodau'r wythnos cyn 0630 neu ar ôl 2100. Cyn teithio, ewch i www.trc.cymru neu ffoniwch 03457 48 49 50.

Rail improvement work can affect journeys on weekdays before 0630 or after 2100 hours and on weekends. Before travelling, visit www.tfw.wales or call 03457 48 49 50.

Caerdydd - Henffordd - Amwythig - Crewe - Manceinion										Dydd Sadwrn
Cardiff - Hereford - Shrewsbury - Crewe - Manchester										Saturdays
	TfW	TfW	TfW	TfW	TfW	TfW	TfW	TfW	TfW	TfW
Aberdaugleddau / Milford Haven	d									
Aberystwyth Traws	d									
Caerfyrddin / Carmarthen Traws	a									
Caerfyrddin / Carmarthen	d								0501	
Llanelli	d						0453		0526	
Abertawe / Swansea	d				0356		0430		0552	0525
Castell Nedd / Neath	d				0408				0604	0537
Parcfordd Port Talbot Parkway	d				0415				0559	0611
Pen-y-Bont ar Ogwr / Bridgend	d				0428				0614	0624
Caerdydd Canolog / Cardiff Central	d	0030		0435	0520	0537		0610	0652	0707
Casnewydd / Newport	d	0046		0452	0534	0552		0624a	0706	0721a
Cwmbrân	d	0056		0503	0545	0602			0716	
Pontypwl a New Inn / Pontypool & New Inn	d	0102		0509	0550	0608				
Y Fenni / Abergavenny	d	0113		0518	0600	0617			0729	
Henffordd / Hereford	a	0143		0543	0625	0642			0754	
Henffordd / Hereford	d			0546	0626	0647			0755	
Llanllieni / Leominster	d			0559	0639	0700			0808	
Llwydlo / Ludlow	d			0610	0650	0711			0819	
Craven Arms	d			0618	0659	0719	0756		0827	
Church Stretton	d			0627	0708	0728	0809		0836	
Amwythig / Shrewsbury	a			0641	0723	0743	0825		0852	
Amwythig / Shrewsbury	d	0548		0647	0726	0745			0852	
Aberystwyth	a			0921					1121	
Wrecsam Cyffredinol / Wrexham General	a				0802					
Yorton	d	0558x								
Wem	d	0604		0658		0756				
Prees	d	0609x								
Yr Eglwys Wen / Whitchurch	d	0616		0707		0805			0909	
Wrenbury	d	0623x								
Yr Heledd Wen / Nantwich	d	0629		0716		0814			0918	
Crewe	a	0639	0627d	0725		0824			0928	
Caer / Chester	a	0723		0849	0820	0949			1049	
Cyffordd Llandudno / Llandudno Junction	a	0814			0919					
Bangor	a	0840			0945					
Caerdybi / Holyhead	a	0921			1019					
Wilmslow	a		0644	0748		0846			0948	
Stockport	a		0655	0758		0858			0959	
Manceinion Piccadilly / Manchester Piccadilly	a		0708	0811		0913			1013	

Nodiadau

D I Cheltenham Spa

Notes

D To Cheltenham Spa

Caerdydd - Henffordd - Amwythig - Crewe - Manceinion										Dydd Sadwrn
Cardiff - Hereford - Shrewsbury - Crewe - Manchester										Saturdays
	TfW	TfW	TfW	TfW	TfW	TfW	TfW	TfW	TfW	TfW
Aberdaugleddau / Milford Haven	d				0554			0700		
Aberystwyth Traws	d									
Caerfyrddin / Carmarthen Traws	a									
Caerfyrddin / Carmarthen	d		0554	0651	0613	0724	0756			0859
Llanelli	d		0624	0721	0643	0757	0826			0929
Abertawe / Swansea	d	0623	0649	0747	0741	0822	0849			0954
Castell Nedd / Neath	d	0635	0700	0759	0753	0834	0903			1006
Parcfordd Port Talbot Parkway	d	0642	0708	0806	0801	0841	0914			1014
Pen-y-Bont ar Ogwr / Bridgend	d	0655	0722	0821	0831	0854	0929		0939	1028
Caerdydd Canolog / Cardiff Central	d	0722	0752	0851	0904	0923	0955		1008	1053
Casnewydd / Newport	d	0737	0806	0905	0921a	0938	1009		1022a	1107
Cwmlwrân	d	0747	0816	0915		0948	1019			1117
Pontypwl a New Inn / Pontypool & New Inn	d	0753				0954				1123
Y Fenni / Abergavenny	d	0802	0829	0928		1004	1032			1132
Henffordd / Hereford	a	0829	0853	0953		1029	1057			1157
Henffordd / Hereford	d	0830	0855	0954		1030	1058			1158
Llanllieni / Leominster	d		0908	1007			1111			1211
Llwydlo / Ludlow	d	0851	0919	1018		1051	1122			1222
Craven Arms	d	0859	0927	1026		1100	1130			1230
Church Stretton	d	0908	0936	1035		1109				1239
Amwythig / Shrewsbury	a	0924	0950	1050		1124	1152			1254
Amwythig / Shrewsbury	d	0927	1019	0954	1051	1127	1152	1224		1255
Aberystwyth	a		1221	1322						1522
Wrecsam Cyffredinol / Wrexham General	a	1003				1203				
Yorton	d		1029x					1234x		
Wem	d		1035					1240		
Prees	d		1040x					1245x		
Yr Eglwys Wen / Whitchurch	d		1048	1010	1108		1209	1252		
Wrenbury	d		1054x					1259x		
Yr Heledd Wen / Nantwich	d		1101	1019	1117		1218	1305		
Crewe	a	10	1111	1028	1127		1227	1315		1327
Caer / Chester	a	1020	1149	1112	1208	1221	1309	1413		1449
Cyffordd Llandudno / Llandudno Junction	a	1119	1258	1159		1323				
Bangor	a	1145		1215		1340				
Caerdybi / Holyhead	a	20	1217	1246		1419				
Wilmslow	a		1227	1047	1149		1249	1427		1348
Stockport	a		1235	1059	1159		1259	1435		1359
Manceinion Piccadilly / Manchester Piccadilly	a		1246	1113	1212		1313	1446		1413









	TfW	TfW	TfW	TfW	TfW	TfW	TfW	TfW	TfW	TfW
Aberdaugleddau / Milford Haven	d		0900							1101
Aberystwyth Traws	d									
Caerfyrddin / Carmarthen Traws	a									
Caerfyrddin / Carmarthen	d		0959			1101		1128		1159
Llanelli	d	0937	1024			1131		1156		1224
Abertawe / Swansea	d	0914	1022	1045		1159	1124	1222		1247
Castell Nedd / Neath	d		1034	1100		1210	1136	1234		1302
Parcfordd Port Talbot Parkway	d		1042	1111		1218	1144	1242		1313
Pen-y-Bont ar Ogwr / Bridgend	d		1041	1126		1138	1231	1157	1241	1328
Caerdydd Canolog / Cardiff Central	d		1123	1155		1208	1255	1307	1322	1355
Casnewydd / Newport	d		1137	1208		1221a	1308	1326a	1336	1409
Cwmbrân	d		1147	1219		1319		1346		1420
Pontypwl a New Inn / Pontypool & New Inn	d		1153					1352		
Y Fenni / Abergavenny	d		1202	1233			1332	1401		1433
Henffordd / Hereford	a		1227	1258			1356	1426		1458
Henffordd / Hereford	d		1228	1258			1358	1427		1459
Llanllieni / Leominster	d			1311			1411			1512
Llwydlo / Ludlow	d		1249	1322			1422	1448		1523
Craven Arms	d	1242	1257				1431	1456		
Church Stretton	d	1255	1307	1337			1441	1505		
Amwythig / Shrewsbury	a	1311	1322	1352			1455	1525		1550
Amwythig / Shrewsbury	d		1327	1353	1424		1456	1530	1624	1551
Aberystwyth	a						1721			
Wrecsam Cyffredinol / Wrexham General	a		1404					1605		
Yorton	d				1434x				1634x	
Wem	d				1440				1640	
Prees	d				1445x				1645x	
Yr Eglwys Wen / Whitchurch	d			1410	1452				1652	1608
Wrenbury	d				1459x				1659x	
Yr Heledd Wen / Nantwich	d			1419	1505				1705	1617
Crewe	a			1428	1515		1527		1715	1627
Caer / Chester	a		1424	1549	1649			1626	1808	1748
Cyffordd Llandudno / Llandudno Junction	a		1523					1718	1903	
Bangor	a		1542					1742	1919	
Caerdybi / Holyhead	a		1622					1821	1950	
Wilmslow	a			1449	1627		1547		1827	1648
Stockport	a			1459	1635		1559		1835	1700
Manceinion Piccadilly / Manchester Piccadilly	a			1513	1646		1613		1846	1713

Nodiadau

G I Caerloyw

Notes

G To Gloucester

Caerdydd - Henffordd - Amwythig - Crewe - Manceinion										Dydd Sadwrn
Cardiff - Hereford - Shrewsbury - Crewe - Manchester										Saturdays
	TfW	TfW	TfW D	TfW	TfW	TfW	TfW	TfW	TfW	TfW
Aberdaugleddau / Milford Haven	d					1300				
Aberystwyth Traws 	d									
Caerfyrddin / Carmarthen Traws 	a									
Caerfyrddin / Carmarthen	d	1300				1358	1336	150 1		
Llanelli	d	1330	1336			1423	1406	153 1		
Abertawe / Swansea	d	1400	13 10	1324	1423	1447		1555	1526	1622
Castell Nedd / Neath	d	14 11		1336	1435	1502		1606	1538	1634
Parcfordd Port Talbot Parkway	d	14 19		1344	1443	15 14	1434	16 14	1546	1642
Pen-y-Bont ar Ogwr / Bridgend	d	1431		1356	1438	1529	1537	1629	1637	1655
Caerdydd Canolog / Cardiff Central 	d	1456		1507	1523	1555	1607	1654	1707	1723
Casnewydd / Newport	d	1509		152 1a	1538	1609	162 1a	1708	1722a	1736
Cwmbrân	d	1520			1548	16 19		17 18		1747
Pontypwl a New Inn / Pontypool & New Inn	d				1554	1624				1752
Y Fenni / Abergavenny	d	1533			1603	1634		173 1		1802
Henffordd / Hereford 	a	1557			1628	1659		1756		1827
Henffordd / Hereford 	d	1559			1629	1700		1757		1827
Llanllieni / Leominster	d	16 12			1642	17 13		18 10		
Llwydlo / Ludlow	d	1623			1654	1724		182 1		1848
Craven Arms	d	163 1	1643					1829		1857
Church Stretton	d	1640	1656		1708			1838		1906
Amwythig / Shrewsbury	a	1654	17 12		1722		175 1	1852		192 1
Amwythig / Shrewsbury	d	1656			1726	1825	1752	1856		1928
Aberystwyth	a	192 1					2022	2 125		
Wrecsam Cyffredinol / Wrexham General	a				1802					2004
Yorton	d					1835x				
Wem	d					184 1				
Prees	d					1846x				
Yr Eglwys Wen / Whitchurch	d					1853	1808			
Wrenbury	d					1900x				
Yr Heledd Wen / Nantwich	d					1906	18 17			
Crewe 	a	1727				19 16	1827	1927		
Caer / Chester	a	1849			1820	2008	1909	2049		2024
Cyffordd Llandudno / Llandudno Junction	a				1923		2005			2 123
Bangor	a				1942		202 1			2 146
Caergybi / Holyhead 	a				2025		2052			2226
Wilmslow	a	1748				2029	1848	1948		
Stockport	a	1800				2038	1859	1959		
Manceinion Piccadilly / Manchester Piccadilly 	a	18 14				2048	19 13	20 12		

Nodiadau

D I Cheltenham Spa

Notes

D To Cheltenham Spa

Caerdydd - Henffordd - Amwythig - Crewe - Manceinion										Dydd Sadwrn
Cardiff - Hereford - Shrewsbury - Crewe - Manchester										Saturdays
	TfW	TfW	TfW	TfW	TfW	TfW	TfW	TfW	TfW	TfW
Aberdaugleddau / Milford Haven	d	1509					1706			
Aberystwyth Traws	d									
Caerfyrddin / Carmarthen Traws	a									
Caerfyrddin / Carmarthen	d	1606		170 1		1807		1853		
Llanelli	d	163 1		173 1		1842	1836	1925		
Abertawe / Swansea	d	1658		1755	1822	18 16	1900	1952	1926	
Castell Nedd / Neath	d	1709		1806	1834		19 11	2003	1938	
Parcfordd Port Talbot Parkway	d	17 17		18 13	1842		19 19	20 11	1946	
Pen-y-Bont ar Ogwr / Bridgend	d	1732	1736		1827	1855		1933	2025	2039
Caerdydd Canolog / Cardiff Central	d	1756	1809		185 1	194 1		20 12	2055	2 110
Casnewydd / Newport	d	1809	1823a		1904	1955		2027	2 109	2 125a
Cwmbwrân	d	1820			19 15	2005		2038	2 12 1	
Pontypwl a New Inn / Pontypool & New Inn	d	1825			1920	20 11		2043		
Y Fenni / Abergavenny	d	1835			1930	2020		2053	2 134	
Henffordd / Hereford	a	1900			1955	2045		2 118	2 159	
Henffordd / Hereford	d	1900			1956	2046		2 120	2200	
Llanllieni / Leominster	d	19 13			2009	2059		2 133	22 14	
Llwydlo / Ludlow	d	1924			2020	2 110		2 144	2225	
Craven Arms	d				2029	2 118	2 139	2 153	2233	
Church Stretton	d				2038	2 127	2 15 1	2203	2242	
Amwythig / Shrewsbury	a	195 1			2052	2 143	2208	22 18	2257	2332
Amwythig / Shrewsbury	d	1952		2032	2056	2 143		22 19	2306	2335
Aberystwyth	a	2222			2335					
Wrecsam Cyffredinol / Wrexham General	a					22 19				
Yorton	d			204 1x					23 15x	2343x
Wem	d			2046				2233	2320	2348
Prees	d			205 1x					2325x	2352x
Yr Eglwys Wen / Whitchurch	d	2009		2058				2244	2332	2359
Wrenbury	d			2 104x				2249x	2338x	0004x
Yr Heledd Wen / Nantwich	d	20 18		2 110				2255	2344	00 10
Crewe	a	2028		2 119	2 127			2305	2354	0020
Caer / Chester	a	2 122		220 1	2247	2236		2343	0023	
Cyffordd Llandudno / Llandudno Junction	a	222 1				2334				
Bangor	a	2245								
Caerdybi / Holyhead	a	23 17								
Wilmslow	a	2048			2 148					
Stockport	a	2 100			2 158					
Manceinion Piccadilly / Manchester Piccadilly	a	2 112			22 13					

	TfW D	TfW	TfW	TfW	TfW	TfW	TfW	TfW	TfW	TfW	TfW
Aberdaugleddau / Milford Haven	d										
Aberystwyth Traws	d										
Caerfyrddin / Carmarthen Traws	a										
Caerfyrddin / Carmarthen	d										
Llanelli	d										
Abertawe / Swansea	d								0825		0837
Castell Nedd / Neath	d								0836		0849
Parcfordd Port Talbot Parkway	d								0845		0856
Pen-y-Bont ar Ogwr / Bridgend	d								0902		0909
Caerdydd Canolog / Cardiff Central	d	0823							0830	0928	1004
Casnewydd / Newport	d	0840a							0852	0947	1016a
Cwmbrân	d								0903	0959	
Pontypwl a New Inn / Pontypool & New Inn	d								0909	1005	
Y Fenni / Abergavenny	d								0918	1015	
Henffordd / Hereford	a								0945	1043	
Henffordd / Hereford	d								0947	1045	
Llanllieni / Leominster	d								1001	1058	
Llwydlo / Ludlow	d								1012	1110	
Craven Arms	d								1020		
Church Stretton	d								1029		
Amwythig / Shrewsbury	a								1046	1141	
Amwythig / Shrewsbury	d		0825		0955	1026	1048	1147	1224		
Aberystwyth	a								1321		
Wrecsam Cyffredinol / Wrexham General	a										
Yorton	d		0834x			1035x				1233x	
Wem	d		0839			1040				1238	
Prees	d		0844x			1045x				1243x	
Yr Eglwys Wen / Whitchurch	d		0851			1052				1250	
Wrenbury	d		0857x			1058x				1256x	
Yr Heledd Wen / Nantwich	d		0903			1104				1303	
Crewe	a	0830d	0913	0929d	1026	1115	1122	1224	1313		
Caer / Chester	a		0944		1102	1147	1218	1317	1347		
Cyffordd Llandudno / Llandudno Junction	a		1046		1153	1253	1358	1459			
Bangor	a		1113		1209	1312	1427	1518			
Caerdybi / Holyhead	a		1158		1240	1340	1458	1557			
Wilmslow	a	0849	1033	0950	1048		1143	1248	1428		
Stockport	a		1043		1100			1300	1438		
Manceinion Piccadilly / Manchester Piccadilly	a	0912	1053	1011	1120		1207	1315	1448		

Nodiadau

D | Cheltenham Spa
E | Tref Glynebwy

Notes

D To Cheltenham Spa
E To Ebbw Vale Town

	TfW D	TfW	TfW E	TfW	TfW	TfW D	TfW	TfW	TfW E	TfW
Aberdaugleddau / Milford Haven	d									
Aberystwyth Traws	d									
Caerfyrddin / Carmarthen Traws	a									
Caerfyrddin / Carmarthen	d								1030	1127
Llanelli	d						1133	1055		1154
Abertawe / Swansea	d	0923	0935			1032	1123	1110	1130	1223
Castell Nedd / Neath	d	0935	0946			1043	1135		1141	1235
Parcffordd Port Talbot Parkway	d	0942	0954			1051	1142		1149	1242
Pen-y-Bont ar Ogwr / Bridgend	d	0955	1009			1107	1155		1204	1255
Caerdydd Canolog / Cardiff Central	d	1030	1034	1105		1134	1229		1236	1308
Casnewydd / Newport	d	1043a	1049	1118a		1150	1242a		1250	1322a
Cwmbrân	d		1103			1206			1306	1353
Pontypwl a New Inn / Pontypool & New Inn	d		1109			1212			1311	1359
Y Fenni / Abergavenny	d		1119			1222			1321	1408
Henffordd / Hereford	a		1146			1250			1347	1435
Henffordd / Hereford	d		1149			1252			1349	1435
Llanllieni / Leominster	d		1202			1305			1403	1448
Llwydlo / Ludlow	d		1213			1317			1414	1459
Craven Arms	d		1223					1444	1423	1508
Church Stretton	d		1232					1457	1433	
Amwythig / Shrewsbury	a		1249			1347		1513	1449	1529
Amwythig / Shrewsbury	d		1250	1422	1349				1453	1533
Aberystwyth	a		1521			1620		1723		1821
Wrecsam Cyffredinol / Wrexham General	a									1610
Yorton	d				143 lx					
Wem	d				1436					
Prees	d				144 lx					
Yr Eglwys Wen / Whitchurch	d				1448					
Wrenbury	d				1454x					
Yr Heledd Wen / Nantwich	d				1500					
Crewe	a		1327		1512	1426			1528	
Caer / Chester	a		1420		1548	1523			1623	1629
Cyffordd Llandudno / Llandudno Junction	a		1557		1657				1757	1731
Bangor	a		1622		1716				1825	1757
Caerdybi / Holyhead	a		1655		1758				1859	1838
Wilmslow	a		1349		1629	1450			1549	
Stockport	a		1400		1638	1502			1600	
Manceinion Piccadilly / Manchester Piccadilly	a		1417		1648	1515			1614	

Nodiadau

D | Cheltenham Spa
E | Tref Glynebwy

Notes

D To Cheltenham Spa
E To Ebbw Vale Town

Yn aml mae gwaith gwella'r rheilffyrdd yn effeithio ar wasanaethau ar y Sul, gan gynnwys arllwyo ar drenau. Cyn teithio ewch i www.trc.cymru neu ffoniwch 03457 484 950.

Rail improvement work often affects Sunday services, including on-train catering. Before travelling, visit www.tfw.wales or call 03457 484 950.

	TfW	TfW	TfW D	TfW	TfW	TfW	TfW	TfW E	TfW D	TfW
Aberdaugleddau / Milford Haven	d			1124						1330
Aberystwyth Traws	d									
Caerfyrddin / Carmarthen Traws	a									
Caerfyrddin / Carmarthen	d			1229	1336				1417	1434
Llanelli	d			1254	1401				1451	1459
Abertawe / Swansea	d	1251	1323	1343	1422	1457			1523	1531
Castell Nedd / Neath	d	1303	1335	1354	1434	1508		1425	1535	1542
Parcfordd Port Talbot Parkway	d	1310	1342	1402	1441	1515		1434	1542	1549
Pen-y-Bont ar Ogwr / Bridgend	d	1326	1357	1417	1454	1530		1448	1555	1604
Caerdydd Canolog / Cardiff Central	d	1350	1429	1454	1522	1600		1604	1629	1640
Casnewydd / Newport	d	1405	1442a	1509	1535	1614		1619a	1643a	1655
Cwmbrân	d	1415		1524	1546	1628				1709
Pontypwl a New Inn / Pontypool & New Inn	d				1551					1715
Y Fenni / Abergavenny	d	1428		1537	1601	1641				1725
Henffordd / Hereford	a	1454		1604	1626	1706				1750
Henffordd / Hereford	d	1454		1604	1627	1707				1753
Llanllieni / Leominster	d	1507			1640					1806
Llwydlo / Ludlow	d	1518		1626	1651	1729				1817
Craven Arms	d				1659					1826
Church Stretton	d				1708					1835
Amwythig / Shrewsbury	a	1553		1654	1722	1755				1850
Amwythig / Shrewsbury	d	1554	1624	1654	1732	1756	1824			1854
Aberystwyth	a			1920		2021				2122
Wrecsam Cyffredinol / Wrexham General	a				1808					
Yorton	d	1633x					1833x			
Wem	d	1638					1838			
Prees	d	1643x					1843x			
Yr Eglwys Wen / Whitchurch	d	1650					1850			
Wrenbury	d	1656x					1856x			
Yr Heledd Wen / Nantwich	d	1702					1902			
Crewe	a	1627	1712	1727		1829	1912			1925
Caer / Chester	a	1755	1810	1846	1826	1920	1949			2012
Cyffordd Llandudno / Llandudno Junction	a	1857		1948	1924	2017	2107			
Bangor	a	1917		2013	1950	2034	2123			
Caerdybi / Holyhead	a	1958		2044	2019	2103	2154			
Wilmslow	a	1649	1829	1748		1849	2029			1949
Stockport	a	1700	1838	1801		1900	2038			2000
Manceinion Piccadilly / Manchester Piccadilly	a	1717	1848	1818		1915	2047			2015

Nodiadau

D | Cheltenham Spa
E | Tref Glynebwy

Notes

D To Cheltenham Spa
E To Ebbw Vale Town

Yn aml mae gwaith gwella'r rheilffyrdd yn effeithio ar wasanaethau ar y Sul, gan gynnwys arllwyo ar drenau. Cyn teithio ewch i www.trc.cymru neu ffoniwch 03457 484 950.

Rail improvement work often affects Sunday services, including on-train catering. Before travelling, visit www.tfw.wales or call 03457 484 950.

	TfW	TfW	TfW	TfW	TfW D	TfW	TfW	TfW G	TfW	TfW
Aberdaugleddau / Milford Haven	d					153 1				
Aberystwyth Traws	d									
Caerfyrddin / Carmarthen Traws	a									
Caerfyrddin / Carmarthen	d				1623	1639				
Llanelli	d	1558			1657	1709				
Abertawe / Swansea	d	1535	1652		1624	1724	1737	1829	1924	
Castell Nedd / Neath	d		1703		1636	1736	1748	184 1	1936	
Parcfordd Port Talbot Parkway	d		17 11		1643	1743	1755	1849	1942	
Pen-y-Bont ar Ogwr / Bridgend	d		1726		1734	1756	18 10	1906	1956	
Caerdydd Canolog / Cardiff Central	d		1755		1805	1829	1840	1940	2025	2 107
Casnewydd / Newport	d		18 10		18 18a	1842a	1855	1956	2038a	2 124
Cwmbrân	d		1824				1909	20 10		2 134
Pontypwl a New Inn / Pontypool & New Inn	d		1830					20 16		2 140
Y Fenni / Abergavenny	d		1839				1922	2026		2 149
Henffordd / Hereford	a		1904				1948	2053		22 15
Henffordd / Hereford	d		1906				1950	2054		22 19
Llanllieni / Leominster	d		19 19				2004	2 108		2232
Llwydlo / Ludlow	d		1931				20 15	2 119		2243
Craven Arms	d	1900					2023	2 129		2252
Church Stretton	d	19 13					2032	2 138		230 1
Amwythig / Shrewsbury	a	1935	1959				2047	2 156		23 17
Amwythig / Shrewsbury	d		1959	202 1			2050			23 19
Aberystwyth	a						23 15			
Wrecsam Cyffredinol / Wrexham General	a									
Yorton	d			2030x						2328x
Wem	d			2035						2333
Prees	d			2040x						2338x
Yr Eglwys Wen / Whitchurch	d			2047						2345
Wrenbury	d			2053x						235 1x
Yr Heledd Wen / Nantwich	d			2059						2357
Crewe	a	203 1	2 109				2 123			0007
Caer / Chester	a		2 112	2 148			2227			0034
Cyffordd Llandudno / Llandudno Junction	a		2204	2256			2354			
Bangor	a		2220	23 13			00 16			
Caerdybi / Holyhead	a		225 1	2355			005 1			
Wilmslow	a		2050				2 152			
Stockport	a		2 10 1				2204			
Manceinion Piccadilly / Manchester Piccadilly	a		2 115				22 19			

Nodiadau









D I Cheltenham Spa
G I Caerloyw

Notes

D To Cheltenham Spa
G To Gloucester

Yn aml mae gwaith gwella'r rheilffyrdd yn effeithio ar wasanaethau ar y Sul, gan gynnwys arllwyo ar drenau. Cyn teithio ewch i www.trc.cymru neu ffoniwch 03457 484 950.

Rail improvement work often affects Sunday services, including on-train catering. Before travelling, visit www.tfw.wales or call 03457 484 950.

	TfW G	TfW	TfW										
Aberdaugleddau / Milford Haven	d												
Aberystwyth Traws 	d												
Caerfyrddin / Carmarthen Traws 	a												
Caerfyrddin / Carmarthen	d		2116										
Llanelli	d		2143										
Abertawe / Swansea	d		2210										
Castell Nedd / Neath	d		2221										
Parcfordd Port Talbot Parkway	d		2229										
Pen-y-Bont ar Ogwr / Bridgend	d		2245										
Caerdydd Canolog / Cardiff Central 	d	2226	2319										
Casnewydd / Newport	d	2239a	2337										
Cwmbrân	d		2348										
Pontypwl a New Inn / Pontypool & New Inn	d		2354										
Y Fenni / Abergavenny	d		0004										
Henffordd / Hereford 	a		0035										
Henffordd / Hereford 	d												
Llanllieni / Leominster	d												
Llwydlo / Ludlow	d												
Craven Arms	d												
Church Stretton	d												
Amwythig / Shrewsbury	a			2348									
Amwythig / Shrewsbury	d			2348									
Aberystwyth	a												
Wrecsam Cyffredinol / Wrexham General	a												
Yorton	d												
Wem	d												
Prees	d												
Yr Eglwys Wen / Whitchurch	d												
Wrenbury	d												
Yr Heledd Wen / Nantwich	d												
Crewe 	a			0021									
Caer / Chester	a			0044									
Cyffordd Llandudno / Llandudno Junction	a												
Bangor	a												
Caerdybi / Holyhead 	a												
Wilmslow	a												
Stockport	a												
Manceinion Piccadilly / Manchester Piccadilly 	a												

Nodiadau

G I Caerloyw

Notes

G To Gloucester

Yn aml mae gwaith gwella'r rheilffyrdd yn effeithio ar wasanaethau ar y Sul, gan gynnwys arlwyio ar drenau. Cyn teithio ewch i www.trc.cymru neu ffoniwch 03457 484 950.

Rail improvement work often affects Sunday services, including on-train catering. Before travelling, visit www.tfw.wales or call 03457 484 950.

Nodiadau safonol

Standard notes

Mae'r amseroedd **mewn coch** yn dynodi gwasanaethau sy'n cysylltu

Times in **red type** indicate connecting services.

Amser cyrraedd	a	Arrival time
Amser ymadael	d	Departure time
Yn aros i ollwng teithwyr yn unig	s	Stops to set down only
Yn aros i godi teithwyr yn unig	u	Stops to pick up only
Yn aros ar gais. Rhaid i bobl sydd eisiau mynd i lawr hysbysu'r tocynnwr. Rhaid i bobl sydd eisiau mynd ar y trên roi'r arwydd llaw priodol i'r gyrrwr	x	Service stops on request. Passengers wishing to alight must inform the conductor. Passengers wishing to board must give the appropriate hand signal to the driver
Amser cysylltu a argymhellir	10	Recommended connecting time
Yn parhau mewn colofn ddiweddarach	→	Continued in later column
Parhad o golofn gynharach	←	Continued from earlier column
Hefyd â seddi Dosbarth Cyntaf	1	Also conveys First Class accommodation
Mae gwasanaeth troli o byrbrydau oer, brechdanau a diodydd poeth ac oer ar gael ar ran o'r daith neu'r daith i gyd	☺	An at seat service of cold snacks, sandwiches and hot and cold drinks is available for all or part of the journey
Darperir bwyty (i ddeiliaid tocynnau Dosbarth Cyntaf neu docynnau Dosbarth Busnes Tfw) a gwasanaeth bwffe o fyrbrydau poeth, brechdanau, diodydd oer a phoeth	🍴	A restaurant (for 1st Class ticket holders, or Tfw Business Class ticket holders) and a buffet service of hot snacks, sandwiches, hot and cold drinks are provided
Mae gwasanaeth bwffe sy'n cynnwys byrbrydau poeth, brechdanau a diodydd poeth ac oer ar gael	🍽	A buffet service of hot snacks, sandwiches and hot and cold drinks is provided
Great Western Railway	GW	Great Western Railway
West Midlands Trains	LM	West Midlands Trains
Trafnidiaeth Cymru	TfW	Transport for Wales
Avanti West Coast	VT	Avanti West Coast
Northern	NT	Northern
Cross Country	XC	Cross Country

Roedd yr wybodaeth hon yn gywir adeg cyhoeddi.
This information was correct at the time of publication.

Cysylltwch â ni er mwyn:

- gofyn am yr amserlen mewn fformat gwahanol, gan gynnwys print bras
- rhoi gwybod am nam neu ddifrod i'n trenau a'n gorsafoedd
- gwneud sylw am ein gwasanaethau trên
- gofyn am wybodaeth arall i gwsmeriaid gan gynnwys y siarter teithwyr
- hawlio unrhyw iawndal am oedi o 15 munud neu ragor.

Get in touch to:

- request other timetable formats, including large print
- report faults or damage to our trains and stations
- comment on our train services
- request other customer information including the passenger charter
- claim any compensation for delays of 15 minutes or more.



WhatsApp 07790 952507



0333 3211 202

Mae costau rhwydwaith safonol yn berthnasol. Gall pris galwadau o ffonau symudol fod yn uwch | Standard network charges apply. Calls from mobiles may be higher



trc.cymru
tfw.wales



Dilynwch ni: **@tfwrail**
Follow us: **@tfwrail**



I weld ein cynigion a'n bargeinion, cofrestrwch yn **trc.cymru/cofrestru**
For offers and deals, register at tfw.wales/signup



Prynu Cyn Teithio. Archebwch ar **ap TrC, trc.cymru neu mewn gorsaf**
Buy before you board. Book on the TfW app, tfw.wales or at a station



Gallwch archebu cymorth arbennig ymlaen llaw - hyd at 2 awr cyn i'ch taith ddechrau, 24/7. I archebu, neu i gael rhagor o wybodaeth am Gymorth i Deithwyr
ffoniwch ein tîm Cymorth wrth Deithio: **033 300 50 501** RelayUK:
18001 033 300 50 501 neu ewch i **trc.cymru/teithio-hygyrch**.
Gallwch hefyd "gyrraedd a mynd" heb archebu cymorth arbennig ymlaen llaw. Byddwn yn eich helpu i gyrraedd lle'r ydych chi eisiau mynd.
You can request an assistance booking in advance - up to 2 hours before your journey is due to start, 24/7. To make a booking or for more information about Passenger Assist call our Assisted Travel team: **033 300 50 501** RelayUK:
18001 033 300 50 501 or visit tfw.wales/accessible-travel.
You can also simply "turn up and go" without booking assistance in advance. We'll provide assistance to get you to your destination.



Mae toiledau hygyrch ar bob gwasanaeth, ond dim ym mhob cerbyd.
Holwch staff y trên neu edrych ar yr arwyddion ar y drysau i wneud yn siŵr eich bod yn defnyddio'r rhan iawn o'r trên.
Accessible toilets are available on all our services, but not every carriage.
Please check with railway staff or door signs to ensure you access the right part of the train.